

**MONTANA DEPARTMENT OF ADMINISTRATION
STATE ACCOUNTING BUREAU - LOCAL GOVERNMENT SERVICES SECTION**

Mitchell Building Room 270, PO Box 200547, Helena, Montana 59620-0547

Phone (406) 444-9101

**MONTANA
CITY/TOWN/COUNTY
FINAL
BUDGET DOCUMENT**

Fiscal Year ended June 30, 2020

County of Pondera

MONTANA CITY/TOWN/COUNTY FINAL BUDGET DOCUMENT
TABLE OF CONTENTS

Budget Certification.....	1
Approved Budget Resolution	1a
Department of Revenue Taxable Valuation Form.....	1b
General Statistical Information.....	2
Elected Officials.....	3
Schedule of Personnel Levels:	
County.....	4
Local Government Budget Calendar.....	5
Organizational Charts:	
County.....	6
Taxable Valuation/Mill Levy 10-year History and Analysis.....	7
Determination of Mill Levy Determination Form for Current Fiscal Year.....	8a
Determination of Permissive Levy for Group Benefits.....	8b
Budget Message.....	9-11
General Funds (1000).....	12
Summary of Revenues by Source	13-14
Summary of Expenditures by Function/Activity.....	15-19
District Court Supplemental Schedule.....	20
Debt Obligations – Supplemental Schedule.....	21
Special Revenue Funds (2000).....	22
Summary of Appropriations by Fund and Object.....	23
Road Fund (2110) – Revenues by Source/Expenditures by Function.....	24-25
Bridge Fund (2130) – Revenues by Source/Expenditures by Function.....	26-27
Other Levied Funds – Revenues by Source/Expenditures by Function.....	28-50
Special Assessment Funds – Revenues by Source/Expenditures by Function.....	51-58
Non Levied Funds – Revenues by Source/Expenditures by Function.....	59-110
Debt Obligations Supplemental Schedule.....	111
Debt Service Funds (3000).....	112
Capital Projects Funds (4000).....	113-127
Enterprise Funds (5000).....	128
Internal Service Funds (6000).....	129
Private Purpose Trust Funds (7000).....	130-139

**MONTANA CITY/TOWN/COUNTY FINAL BUDGET DOCUMENT
TABLE OF CONTENTS - Cont.**

County/City/Town Tax Levy Requirements Schedule-Non Voted Levies.....	53
County/City/Town Tax Levy Requirements Schedule – Voted Levies.....	54
County/City/Town Non-Levied Funds-Summary Schedule.....	55
County/City/Town Taxable Valuation Schedule.....	56

BUDGET CERTIFICATION

THIS IS TO CERTIFY that the Annual Budget for Fiscal 2020, was prepared according to law and adopted by the Board of County Commissioners, on August 21, 2019; and that all financial data and other information set forth herein are complete and correct to the best of my knowledge and belief.

Signed  Date 9-17-2019
Board Chairman

County of Pondera

PONDERA COUNTY, MONTANA
 RESOLUTION #4 – 2019/20
APPROVING FINAL BUDGET FOR PONDERA COUNTY
FOR FISCAL YEAR 2019/20

WHEREAS, pursuant to Sections 7-6-4021, 7-6-4024 and 7-6-4030, MCA, the Board of County Commissioners of Pondera County, Montana, has held a public hearing and passed resolutions as applicable on the proposed budget of Pondera County for fiscal year 2019/20 as required by law; and

WHEREAS, Sections 7-6-4034 through 7-6-4036, MCA, provide for the fixing of various tax levies to raise funds sufficient to meet said expenditures authorized in the budget; and

WHEREAS, amendments to the final budget may be made throughout the fiscal year as provided in 7-6-4031; and

WHEREAS the Department of Revenue has provided the County with the certified value of a mill in each taxing jurisdiction in the County, as \$17,481.779 countywide and \$14,006.720 rural; and

NOW, THEREFORE, BE IT RESOLVED that the final county budget as set out below be, and the same is, hereby adopted as the final budget for fiscal year 2019/20 and that warrants be issued in accordance with laws appertaining thereto.

COUNTYWIDE

Assessed Valuation: 808,285,526
 Tax Valuation: 17,481,779
 1 Mill Yields: 17,481.779

FUND NO.	FUND NAME	BUDGETED EXPENDITURES	MILL LEVY	VOTED MILL LEVY
1000	GENERAL	1,992,796	58.00	
2130	BRIDGE	538,924	20.16	
2140	WEED	135,887	4.65	
2160	COUNTY FAIR	4,225	0.20	
2190	COMP INSURANCE	246,718	8.60	
2230	AMBULANCE	34,239	2.00	
2235	COUNTY HOSPITAL	370,500	2.00	
2280	SENIOR CITIZENS	30,000	1.50	
2290	EXTENSION	124,503	5.29	
2300	PUBLIC SAFETY	1,156,399	36.00	
2370	RETIREMENT	253,809	8.00	

2371	GROUP HEALTH	475,200	9.511	
	TOTALS	5,363,200	155.91	

COUNTYWIDE VOTED LEVIES

Assessed Valuation: 808,285,526
Tax Valuation: 17,481,779
1 Mill Yields: 17,481.779

FUND NO.	FUND NAME	BUDGETED EXPENDITURES	MILL LEVY	VOTED MILL LEVY
2220	COUNTY LIBRARIES (VOTED LEVY)	297,015		16.99
2372	PERMISSIVE MEDICAL	254,660	14.55	
2373	PERMISSIVE SHERIFF RETIREMENT	20,434	1.168	
4016	HOSPITAL CAPITAL IMPROVEMENT	943,938		11.38
7380	PORT AUTHORITY	84,994		4.00
	TOTALS	1,601,041	15.718	32.37

BRADY WATER & SEWER DISTRICT DEBT SERVICE			VOTED MILL LEVY
	Assessed Valuation:	114,101	158.31
	1 Mill Yields:	114.11	
7360	BRADY WATER DEBT SERVICE	15,444	135.35

RURAL

Assessed Valuation: 605,168,330
Tax Valuation: 14,006,720
1 Mill Yields: 14,006.720

FUND NO.	FUND NAME	BUDGETED EXPENDITURES	MILL LEVY	VOTED MILL LEVY
2110	ROAD	1,222,938	38.10	
7200	RURAL FIRE (REGULAR LEVY)	228,619	6.79	
7200	RURAL FIRE (VOTED LEVY)	20,894		1.492
	TOTAL	1,472,451	44.89	1.492

SPECIAL DISTRICTS

CEMETERY DISTRICT #1 (VALIER)	
Assessed Valuation:	260,340,156
Tax Valuation:	5,349,526
1 Mill Yields:	5,349.526

7203	CEMETERY DISTR #1 (REGULAR LEVY)	50,052	3.87
	CEMETERY DISTR #1 (VOTED LEVY)	16,798	3.14
	TOTAL	66,850	7.01

CEMETERY DISTRICT #2 (CONRAD)			
	Assessed Valuation:	547,945,370	
	Tax Valuation:	12,132,253	
	1 Mill Yields:	12,132.253	
7201	CEMETERY DISTRICT #2	174,928	7.56

CONSERVATION DISTRICT			
	Assessed Valuation:		
	Tax Valuation:	8,887,580	
	1 Mill Yields:	8,887.580	
7206	SOIL CONSERV (REGULAR LEVY)	140,620	2.60
7206	SOIL CONSERV (PERMISSIVE LEVY)	2,211	0.2488
	TOTAL	142,831	2.85

NON-LEVIED FUNDS

FUND NO.	FUND NAME	BUDGETED EXPENDITURES
2150	PREDATORY ANIMAL	11,989
2170	COUNTY AIRPORTS	392,138
2260	EMERGENCY DISASTER	5,116
2390	DRUG FORFEITURE	11,363
2393	RECORDS PRESERVATION	30,386
2401	BRADY LIGHTS	5,000
2800	ALCOHOL REHABILITATION	13,000
2811	DUI PREVENTION	12,692
2820	GAS APPORTIONMENT TAX	217,224
2821	ENHANCED GAS TAX (BARSAR)	133,654
2830	JUNK VEHICLE	11,056
2840	NOXIOUS WEED GRANT	67,182
2841	MIDDLE PONDERA CRK-SOLLID RD CO-OP GRANT	27,265
2850	911 EMERGENCY	404,879
2851	E-911 & GPS/GIS PROJECT GRANT	15,242
2852	9-1-1 CENTRACOMM DISPATCH CONSOLE GRANT	250,000
2859	COUNTY LAND INFORMATION	20,098
2860	LAND USE PLANNING	31,187
2866	NORTHERN TRANSIT INTERLOCAL	39,356
2894	STATE ALLOCATED FED ROYALTY	10,693
2900	PILT	732,474

2902	FOREST RESERVE, TITLE III	44,042
2917	VICTIM & WITNESS ADV	1,609
2929	FEMA PRE-DISASTER MITIGATION PLAN	1,938
2958	EP (DES)GRANTS	83,867
2961	PERFORMANCE MANAGEMENT GRANT	6,584
2963	ORAL HEALTH GRANT	46,999
2971	WOMEN/INFANTS/CHILD GRANT	48,739
2973	MATERNAL/CHILD HEALTH	10,625
2976	IMMUNIZATION ACTION GRANT	5,061
2978	CHRONIC DISEASE PREVENTION GRANT	34,896
2980	HEALTH CARE FOUNDATON GRANT	2,527
4009	PUBLIC SAFETY CAPITAL IMPROVEMENT	419,888
4010	JUNK VEHICLE CAPITAL IMPROVEMENT	17,199
4011	AMBULANCE CAPITAL IMPROVEMENT	73,967
4012	GEN FUND CAPITAL IMPROVEMENT	470,363
4013	ROAD/BRIDGE CAPITAL IMPROVEMENT	1,190,357
4014	WEED DISTRICT CAPITAL IMPROVEMENT	45,614
7202	CONRAD TV	49,796
7208	RURAL FIRE DIST CAPITAL IMPROVEMENT	65,210
8010	CEMETERY PERPETUAL CARE	3,986
	TOTAL	5,065,261

LEVIED FUNDS

\$ 8,836,745

NON-LEVIED FUNDS

5,065,261

GRAND TOTAL

\$13,902,006

BE IT FURTHER RESOLVED that the final budget may be amended throughout the fiscal year as provided in 7-6-4031, MCA.

Adopted this 21st day of August, 2019 as moved by Commissioner Seifert, seconded by Commissioner Kuka, and passed on a 2-0 vote of the board. Effective July 1, 2019.


PONDERA COUNTY COMMISSIONERS
Pondera County, Montana


Thomas A Kuka, Chairman


Dale J Seifert, Member

ATTEST:


Kody L Farkell, Clerk & Recorder



Absent
Jim Morren, Member



2019 Certified Taxable Valuation Information

(15-10-202, MCA)

Pondera County

COUNTY WIDE LEVIES

Certified values are now available online at property.mt.gov/cov

1. 2019 Total Market Value ¹	\$	808,285,526
2. 2019 Total Taxable Value ²	\$	17,481,779
3. 2019 Taxable Value of Newly Taxable Property.....	\$	502,299
4. 2019 Taxable Value less Incremental Taxable Value ³	\$	17,481,779
5. 2019 Taxable Value of Net and Gross Proceeds ⁴ (Class 1 and Class 2).....	\$	-

6. TIF Districts

Tax Increment District Name	Current Taxable Value ²	Base Taxable Value	Incremental Value

Total Incremental Value \$ -

Preparer Bryce VanOverbeke

Date 7/30/2019

¹Market value does not include class 1 and class 2 value

²Taxable value is calculated after abatements have been applied

³This value is the taxable value less total incremental value of all tax increment financing districts

⁴The taxable value of class 1 and class 2 is included in the taxable value totals

For Information Purposes Only

2019 taxable value of centrally assessed property having a market value of \$1 million or more, which has transferred to a different ownership in compliance with 15-10-202(2), MCA.

I. Value Included in "newly taxable" property	\$	28,811
II. Total value exclusive of "newly taxable" property	\$	221,673



2019 Certified Taxable Valuation Information

(15-10-202, MCA)

Pondera County

COUNTY ROAD FUND

Certified values are now available online at property.mt.gov/cov

1. 2019 Total Market Value ¹	\$	605,168,330
2. 2019 Total Taxable Value ²	\$	14,006,720
3. 2019 Taxable Value of Newly Taxable Property.....	\$	491,286
4. 2019 Taxable Value less Incremental Taxable Value ³	\$	14,006,720
5. 2019 Taxable Value of Net and Gross Proceeds ⁴ (Class 1 and Class 2).....	\$	-

6. TIF Districts

Tax Increment District Name	Current Taxable Value ²	Base Taxable Value	Incremental Value

Total Incremental Value \$ -

Preparer Bryce VanOverbeke

Date 7/30/2019

¹Market value does not include class 1 and class 2 value

²Taxable value is calculated after abatements have been applied

³This value is the taxable value less total incremental value of all tax increment financing districts

⁴The taxable value of class 1 and class 2 is included in the taxable value totals

For Information Purposes Only

2019 taxable value of centrally assessed property having a market value of \$1 million or more, which has transferred to a different ownership in compliance with 15-10-202(2), MCA.

I. Value Included in "newly taxable" property	\$	28,811
II. Total value exclusive of "newly taxable" property	\$	221,673



2019 Certified Taxable Valuation Information
(15-10-202, MCA)
Pondera County
CONRAD CEMETERY DISTRICT

Certified values are now available online at property.mt.gov/cov

1. 2019 Total Market Value ¹	\$	547,945,370
2. 2019 Total Taxable Value ²	\$	12,132,253
3. 2019 Taxable Value of Newly Taxable Property.....	\$	238,574
4. 2019 Taxable Value less Incremental Taxable Value ³	\$	12,132,253
5. 2019 Taxable Value of Net and Gross Proceeds ⁴ (Class 1 and Class 2).....	\$	-

6. TIF Districts

Tax Increment District Name	Current Taxable Value ²	Base Taxable Value	Incremental Value

Total Incremental Value \$ -

Preparer Bryce VanOverbeke

Date 7/30/2019

¹Market value does not include class 1 and class 2 value
²Taxable value is calculated after abatements have been applied
³This value is the taxable value less total incremental value of all tax increment financing districts
⁴The taxable value of class 1 and class 2 is included in the taxable value totals

For Information Purposes Only

2019 taxable value of centrally assessed property having a market value of \$1 million or more, which has transferred to a different ownership in compliance with 15-10-202(2), MCA.

I. Value Included in "newly taxable" property	\$	3,094
II. Total value exclusive of "newly taxable" property	\$	124,418

GENERAL STATISTICAL INFORMATION
PLEASE COMPLETE APPLICABLE SECTION

Counties

CLASS OF COUNTY	No longer required
COUNTY SEAT	Conrad
YEAR ORGANIZED	1919
REGISTERED VOTERS	3566
AREA (SQ. MILES)	1624.7
COURTHOUSE ELEVATION	3500
INCORPORATED CITIES	Conrad

INCORPORATED TOWNS	Valier
--------------------	--------

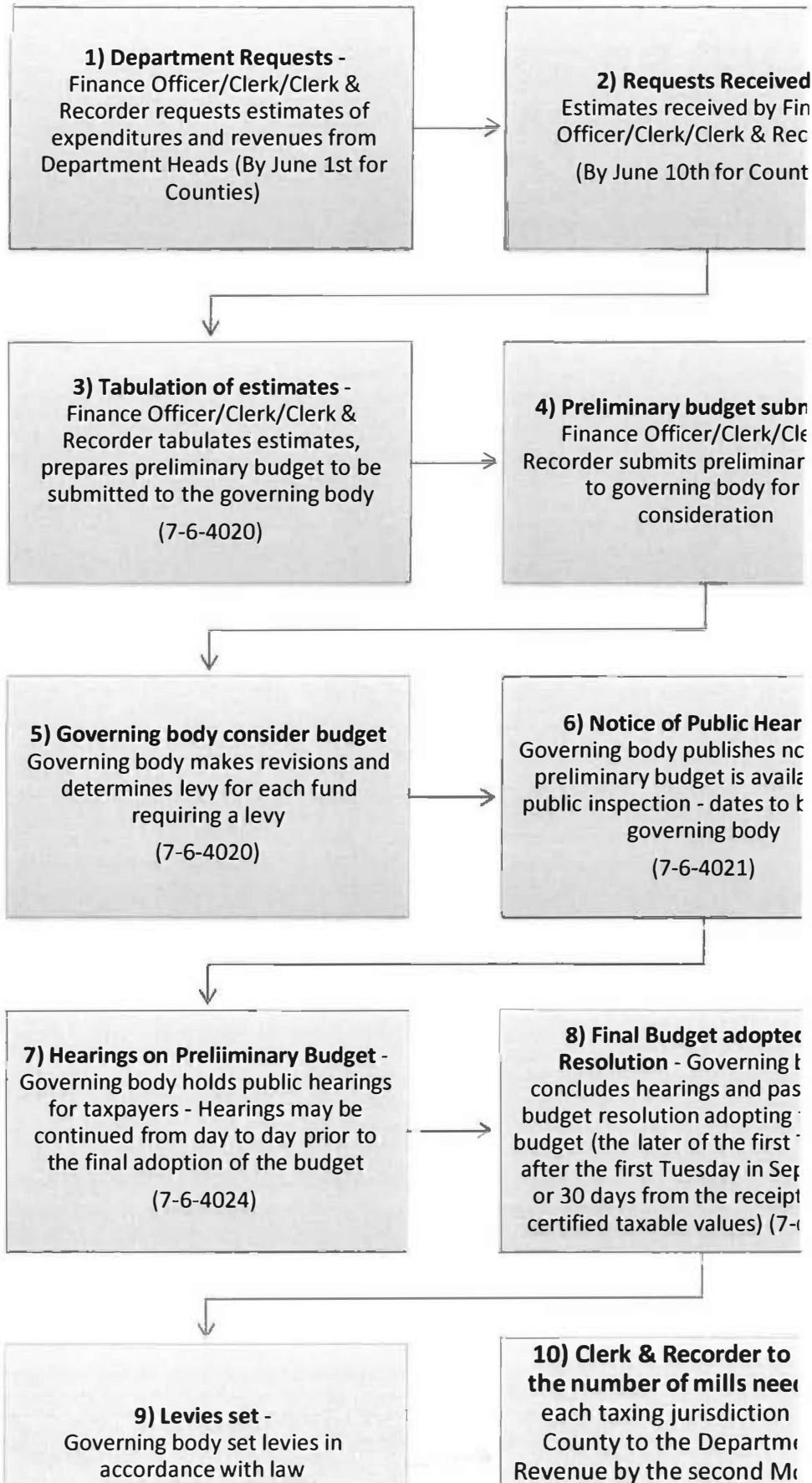
POPULATION OF COUNTY	6153
FORM OF GOVERNMENT	Elected Official
NUMBER OF EMPLOYEES (ELECTED)	Nine (9)
NUMBER OF EMPLOYEES (NON-ELECTED)	Fifty-Nine (59)

OFFICIALS SHEET

OFFICE	NAME OF COUNTY OFFICIAL/OFFICERS	DATE TERM EXPIRES
Commissioner (chairman)	Thomas A Kuka	2020
Commissioner	Dale J Seifert	2022
Commissioner	Conrad James Morren	2024
Attorney/Public Administrator	Mary Ann Ries	2022
Auditor		
Clerk and Recorder	Kody L Farkell	2022
Clerk of District Court	Laurie Eisenzimer	2020
Coroner		
Justice of Peace	Cody J Shaw	2022
Sheriff/Coroner	Robert Skorupa	2020
Treasurer/Assessor/ Supt School	Elaine J McLean	2022

Local Government Budget Calendar

Local Budget Act: Title 7, Chapter 6, Part 40 MCA



COUNTY OF PONDERA
ORGANIZATIONAL CHART

ELECTED OFFICIALS FORM OF COUNTY GOVERNMENT

COUNTY VOTERS

elect

**BOARD OF
COUNTY COMMISSIONERS**
three members serving overlapping
six year terms, nominated by
district, elected at large

*Commissioners have
supervision over the following
departments:
DES Coordinator
Mail Room/Central Supply
Road and Bridge
County Health
Building Maintenance*
*All other functions and/or departments
not overseen by other elected officials*

**CLERK & RECORDER
CLERK OF DISTRICT COURT
COUNTY ATTORNEY/PUBLIC
ADMINISTRATOR
SHERIFF/CORONER
TREASURER/ASSESSOR/SUPERINTENDENT
OF SCHOOLS
JUSTICE OF THE PEACE**

elected at large for
terms of four years

The elected officials listed above
have supervision over their
individual departments

County of Pondera
Taxable Valuation/Mill Levy
Ten-Year History and Analysis

NOTE: The analysis below includes only entity-wide levies subject to the limitations of Section 15-10-420, MCA

If applicable, a separate analysis is provided for levies subject to the limitations of Section 15-10-420, MCA that are authorized and actually imposed using a different taxable valuation.

Analyses contained in this report do not include voted or permissive levies. Voted and/or permissive mills levied in the current year are listed below.

FISCAL YEAR	ENTITY-WIDE TAXABLE VAUATION	%INCREASE (DECREASE) FROM PREVIOUS YEAR	TOTAL CURRENT YEAR AUTHORIZED MILL LEVY (Includes Prior Year Carry Forward Mills)	CURRENT YEAR ACTUAL MILL LEVY	CARRY FORWARD MILLS AVAILABLE (May be levied in a subsequent year)
			FY's 2009-2010 through 2016-2017 enter number of mills from prior year budget - page 9. FY's 2017-2018 and forward enter number of mills from line (14) of the applicable Mill Levy Determination Form.	FY's 2009-2010 through 2016-2017 enter number of mills from prior year budget - page 9. FY's 2017-2018 & forward enter number of mills from line (16) of the applicable Mill Levy Determination Form.	The Carry Forward in this column is <u>not cumulative</u> - the current fiscal year carry forward mills available are the full amount that may be levied in a subsequent year. These mills will be included in the next year's total authorized mill levy.
2010 - 2011	13,361,116		145.50	145.50	
2011 - 2012	13,839,585	3.58%	146.89	146.89	
2012 - 2013	13,380,038	-3.32%	155.56	155.56	
2013 - 2014	13,912,063	3.98%	160.28	160.28	
2014 - 2015	13,016,011	-6.44%	165.26	165.26	
2015 - 2016	15,599,087	19.85%	153.59	153.59	
2016 - 2017	15,957,802	2.30%	155.60	155.60	
2017 - 2018	16,389,956	2.71%	154.76	154.76	0.00
2018 - 2019	16,596,563	1.26%	157.90	157.90	0.00
2019 - 2020	17,481,779	5.33%	155.91	155.91	0.00

County Road Fund

FISCAL YEAR	TAXABLE VAUATION	%INCREASE (DECREASE) FROM PREVIOUS YEAR	TOTAL CURRENT YEAR AUTHORIZED MILL LEVY (Includes Prior Year Carry Forward Mills)	CURRENT YEAR ACTUAL MILL LEVY	CARRY FORWARD MILLS AVAILABLE (May be levied in a subsequent year)
2010 - 2011	10,822,687		31.90	31.90	
2011 - 2012	11,366,631	5.03%	33.36	33.36	
2012 - 2013	10,914,388	-3.98%	35.68	35.68	
2013 - 2014	11,489,757	5.27%	36.75	36.75	
2014 - 2015	13,016,011	13.28%	43.11	43.11	
2015 - 2016	12,355,882	-5.07%	42.00	42.00	
2016 - 2017	12,616,195	2.11%	38.00	38.00	
2017 - 2018	13,004,250	3.08%	37.78	37.78	0.00
2018 - 2019	13,185,909	1.40%	38.66	38.66	0.00
2019 - 2020	14,006,720	6.22%	38.10	38.10	0.00

Voted/Permissive mills levied in the current fiscal year:

Description	Number of Mills levied
Library Fund Voted	16.99
Port Authority Voted	4
Rural Fire District Voted	1.492
Medical Permissive	14.55
Sheriff Retirement Permissive	1.168
Hospital Capital Improvement Voted	11.38
Soil Conservation District Medical Permissive	0.2488
Cemetery District #1 Voted	3.14

Determination of Tax Revenue and Mill Levy Limitations

Section 15-10-420, MCA

Aggregate of all Fund

FYE June 30, 2020

COUNTY OF PONDERA

Reference Line	Enter amounts in yellow cells	Auto-Calculation (If completing manually enter amounts as instructed)
(1) Enter Ad valorem tax revenue <u>ACTUALLY</u> assessed in the prior year (from Prior Year's form Line 17)	\$ 2,620,597	\$ 2,620,597
(2) Add: Current year inflation adjustment @ 1.02%		\$ 26,730
(3) Subtract: Ad valorem tax revenue <u>ACTUALLY</u> assessed in the prior year for Class 1 and 2 property, (net and gross proceeds) (from Prior Year's form Line 20) - (enter as negative)	\$ -	\$ -
(4) Adjusted ad valorem tax revenue = (1) + (2) + (3)		<u>\$ 2,647,327</u>
<u>ENTERING TAXABLE VALUES</u>		
(5) Enter 'Total Taxable Value' - from Department of Revenue <i>Certified Taxable Valuation Information</i> form, line # 2	\$ 17,481,779	\$ 17,481,779
(6) Subtract: 'Total Incremental Value' of all tax increment financing districts (TIF Districts) - from Department of Revenue <i>Certified Taxable Valuation Information</i> form, line # 6 (enter as negative)	\$ -	\$ -
(7) Taxable value per mill (after adjustment for removal of TIF per mill incremental district value) = (5) + (6)		\$ 17,481,779
(8) Subtract: 'Total Value of Newly Taxable Property' - from Department of Revenue <i>Certified Taxable Valuation Information</i> form, line # 3 (enter as negative)	\$ (502,299)	\$ (502,299)
(9) Subtract: 'Taxable Value of Net and Gross Proceeds, (Class 1 & 2 properties)' - from Department of Revenue <i>Certified Taxable Valuation Information</i> form, line # 5 (enter as negative)	\$ -	\$ -
(10) Adjusted Taxable value per mill = (7) + (8) + (9)		<u>\$ 16,979,480</u>
(11) CURRENT YEAR calculated mill levy =(4) / (10)		155.91
(12) CURRENT YEAR calculated ad valorem tax revenue = (7) x (11)		\$ 2,725,584
<u>CURRENT YEAR AUTHORIZED LEVY/ASSESSMENT</u>		
(13) Enter total number of carry forward mills from prior year (from Prior Year's form Line 22)	0.00	0.00
(14) Total current year authorized mill levy, including Prior Years' carry forward mills =(11) + (13)		<u>155.91</u>
(15) Total current year authorized ad valorem tax revenue assessment =(7) x (14)		<u>\$ 2,725,584</u>
<u>CURRENT YEAR ACTUALLY LEVIED/ASSESSED</u>		
(16) Enter number of mills actually levied in current year (Number should equal total <u>non-voted</u> mills, which includes the number of carry forward mills, actually imposed per the final approved current year budget document. <u>Do Not</u> include voted or permissive mills imposed in the current year.)	155.91	155.91
(17) Total ad valorem tax revenue actually assessed in current year =(7) x (16)		<u>\$ 2,725,584</u>
<u>RECAPITULATION OF ACTUAL:</u>		
(18) Ad valorem tax revenue actually assessed =(10) x (16)		\$ 2,647,271
(19) Ad valorem tax revenue actually assessed for newly taxable property		\$ 78,313
(20) Ad valorem tax revenue actually assessed for Class 1 & 2 properties (net-gross proceeds)		\$ -
(21) Total ad valorem tax revenue actually assessed in current year =(18) + (19) + (20)		<u>\$ 2,725,584</u>
(22) Total carry forward mills that may be levied in a subsequent year (Number should be equal to or greater than zero. A (negative) number indicates an over levy.) =(14) - (16)		<u>0.00</u>

Ba

Determination of Tax Revenue and Mill Levy Limitations

Section 15-10-420, MCA

Road Fund

FYE June 30, 2020

COUNTY OF PONDERA

Reference Line	Enter amounts in yellow cells	Auto-Calculation (If completing manually enter amounts as instructed)
(1)	Enter Ad valorem tax revenue <u>ACTUALLY</u> assessed in the prior year (from Prior Year's form Line 17)	
	\$ 509,767	\$ 509,767
(2)	Add: Current year inflation adjustment @ 1.02%	\$ 5,200
(3)	Subtract: Ad valorem tax revenue <u>ACTUALLY</u> assessed in the prior year for Class 1 and 2 property, (net and gross proceeds) (from Prior Year's form Line 20)- (enter as negative)	\$ -
(4)	Adjusted ad valorem tax revenue	\$ 514,967
= (1) + (2) + (3)		
<u>ENTERING TAXABLE VALUES</u>		
(5)	Enter 'Total Taxable Value' - from Department of Revenue <i>Certified Taxable Valuation Information</i> form, line # 2	\$ 14,006,720
(6)	Subtract: 'Total Incremental Value' of all tax increment financing districts (TIF Districts) - from Department of Revenue <i>Certified Taxable Valuation Information</i> form, line # 6 (enter as negative)	\$ -
(7)	Taxable value per mill (after adjustment for removal of TIF per mill incremental district value)	\$ 14,006.720
= (5) + (6)		
(8)	Subtract: 'Total Value of Newly Taxable Property' - from Department of Revenue <i>Certified Taxable Valuation Information</i> form, line # 3 (enter as negative)	\$ (491,286)
(9)	Subtract: 'Taxable Value of Net and Gross Proceeds, (Class 1 & 2 properties)' - from Department of Revenue <i>Certified Taxable Valuation Information</i> form, line # 5 (enter as negative)	\$ -
(10)	Adjusted Taxable value per mill	\$ 13,515.434
= (7) + (8) + (9)		
(11)	CURRENT YEAR calculated mill levy	38.10
= (4) / (10)		
(12)	CURRENT YEAR calculated ad valorem tax revenue	\$ 533,656
= (7) x (11)		
<u>CURRENT YEAR AUTHORIZED LEVY/ASSESSMENT</u>		
(13)	Enter total number of carry forward mills from prior year (from Prior Year's form Line 22)	0.00
(14)	Total current year authorized mill levy, including Prior Years' carry forward mills	38.10
= (11) + (13)		
(15)	Total current year authorized ad valorem tax revenue assessment	\$ 533,656
= (7) x (14)		
<u>CURRENT YEAR ACTUALLY LEVIED/ASSESSED</u>		
(16)	Enter number of mills actually levied in current year (Number should equal total <u>non-voted</u> mills, which includes the number of carry forward mills, actually imposed per the final approved current year budget document. <u>Do Not</u> include voted or permissive mills imposed in the current year.)	38.10
(17)	Total ad valorem tax revenue actually assessed in current year	\$ 533,656
= (7) x (16)		
<u>RECAPITULATION OF ACTUAL:</u>		
(18)	Ad valorem tax revenue actually assessed	\$ 514,938
= (10) x (16)		
(19)	Ad valorem tax revenue actually assessed for newly taxable property	\$ 18,718
(20)	Ad valorem tax revenue actually assessed for Class 1 & 2 properties (net-gross proceeds)	\$ -
(21)	Total ad valorem tax revenue actually assessed in current year	\$ 533,656
= (18) + (19) + (20)		
(22)	Total carry forward mills that may be levied in a subsequent year (Number should be equal to or greater than zero. A (negative) number indicates an over levy.)	0.00
= (14) - (16)		

Determination of Tax Revenue and Mill Levy Limitations

Section 15-10-420, MCA

Rural Fire District

FYE June 30, 2020

COUNTY OF PONDERA

Reference Line	Enter amounts in yellow cells	Auto-Calculation (If completing manually enter amounts as instructed)
(1) Enter Ad valorem tax revenue <u>ACTUALLY</u> assessed in the <u>prior year</u> (from Prior Year's form Line 17)	\$ 90,851	\$ 90,851
(2) Add: Current year inflation adjustment @ 1.02%		\$ 927
(3) Subtract: Ad valorem tax revenue <u>ACTUALLY</u> assessed in the <u>prior year</u> for Class 1 and 2 property, (net and gross proceeds) (from Prior Year's form Line 20)- (enter as negative)	-	-
(4) Adjusted ad valorem tax revenue = (1) + (2) + (3)		\$ 91,778
<u>ENTERING TAXABLE VALUES</u>		
(5) Enter 'Total Taxable Value' - from Department of Revenue <i>Certified Taxable Valuation Information</i> form, line # 2	\$ 14,006,720	\$ 14,006.720
(6) Subtract: 'Total Incremental Value' of all tax increment financing districts (TIF Districts) - from Department of Revenue <i>Certified Taxable Valuation Information</i> form, line # 6 (enter as negative)	-	-
(7) Taxable value per mill (after adjustment for removal of TIF per mill incremental district value) = (5) + (6)		\$ 14,006.720
(8) Subtract: 'Total Value of Newly Taxable Property' - from Department of Revenue <i>Certified Taxable Valuation Information</i> form, line # 3 (enter as negative)	\$ (491,286)	\$ (491.286)
(9) Subtract: 'Taxable Value of Net and Gross Proceeds, (Class 1 & 2 properties)' - from Department of Revenue <i>Certified Taxable Valuation Information</i> form, line # 5 (enter as negative)	-	-
(10) Adjusted Taxable value per mill = (7) + (8) + (9)		\$ 13,515.434
(11) CURRENT YEAR calculated mill levy = (4) / (10)		6.79
(12) CURRENT YEAR calculated ad valorem tax revenue = (7) x (11)		\$ 95,106
<u>CURRENT YEAR AUTHORIZED LEVY/ASSESSMENT</u>		
(13) Enter total number of carry forward mills from prior year (from Prior Year's form Line 22)	0.00	0.00
(14) Total current year authorized mill levy, including Prior Years' carry forward mills = (11) + (13)		6.79
(15) Total current year authorized ad valorem tax revenue assessment = (7) x (14)		\$ 95,106
<u>CURRENT YEAR ACTUALLY LEVIED/ASSESSED</u>		
(16) Enter number of mills actually levied in current year (Number should equal total <u>non-voted</u> mills, which includes the number of carry forward mills, actually imposed per the final approved current year budget document. <u>Do Not</u> include voted or permissive mills imposed in the current year.)	6.79	6.79
(17) Total ad valorem tax revenue actually assessed in current year = (7) x (16)		\$ 95,106
<u>RECAPITULATION OF ACTUAL:</u>		
(18) Ad valorem tax revenue actually assessed = (10) x (16)		\$ 91,770
(19) Ad valorem tax revenue actually assessed for newly taxable property		\$ 3,336
(20) Ad valorem tax revenue actually assessed for Class 1 & 2 properties (net-gross proceeds)		\$ -
(21) Total ad valorem tax revenue actually assessed in current year = (18) + (19) + (20)		\$ 95,106
(22) Total carry forward mills that may be levied in a subsequent year (Number should be equal to or greater than zero. A (negative) number indicates an over levy.) = (14) - (16)		0.00

Determination of Tax Revenue and Mill Levy Limitations

Section 15-10-420, MCA
Conrad Cemetery District #2

FYE June 30, 2020
COUNTY OF PONDERA

Reference Line	Enter amounts in yellow cells	Auto-Calculation (If completing manually enter amounts as instructed)
(1)	Enter Ad valorem tax revenue <u>ACTUALLY</u> assessed in the prior year (from Prior Year's form Line 17)	\$ 89,013
(2)	Add: Current year inflation adjustment @ 1.02%	\$ 908
(3)	Subtract: Ad valorem tax revenue <u>ACTUALLY</u> assessed in the prior year for Class 1 and 2 property, (net and gross proceeds) (from Prior Year's form Line 20) - (enter as negative)	\$ -
(4)	Adjusted ad valorem tax revenue	\$ 89,921
= (1) + (2) + (3)		
<u>ENTERING TAXABLE VALUES</u>		
(5)	Enter 'Total Taxable Value' - from Department of Revenue <i>Certified Taxable Valuation Information</i> form, line # 2	\$ 12,132,253
(6)	Subtract: 'Total Incremental Value' of all tax increment financing districts (TIF Districts) - from Department of Revenue <i>Certified Taxable Valuation Information</i> form, line # 6 (enter as negative)	\$ -
(7)	Taxable value per mill (after adjustment for removal of TIF per mill incremental district value)	\$ 12,132.253
(8)	Subtract: 'Total Value of Newly Taxable Property' - from Department of Revenue <i>Certified Taxable Valuation Information</i> form, line # 3 (enter as negative)	\$ (238,574)
(9)	Subtract: 'Taxable Value of Net and Gross Proceeds, (Class 1 & 2 properties)' - from Department of Revenue <i>Certified Taxable Valuation Information</i> form, line # 5 (enter as negative)	\$ -
(10)	Adjusted Taxable value per mill	\$ 11,893.679
(11)	CURRENT YEAR calculated mill levy	7.56
(12)	CURRENT YEAR calculated ad valorem tax revenue	\$ 91,720
<u>CURRENT YEAR AUTHORIZED LEVY/ASSESSMENT</u>		
(13)	Enter total number of carry forward mills from prior year (from Prior Year's form Line 22)	0.00
(14)	Total current year authorized mill levy, including Prior Years' carry forward mills	7.56
(15)	Total current year authorized ad valorem tax revenue assessment	\$ 91,720
<u>CURRENT YEAR ACTUALLY LEVIED/ASSESSED</u>		
(16)	Enter number of mills actually levied in current year (Number should equal total <u>non-voted</u> mills, which includes the number of carry forward mills, actually imposed per the final approved current year budget document. <u>Do Not</u> include voted or permissive mills imposed in the current year.)	7.56
(17)	Total ad valorem tax revenue actually assessed in current year	\$ 91,720
<u>RECAPITULATION OF ACTUAL:</u>		
(18)	Ad valorem tax revenue actually assessed	\$ 89,916
(19)	Ad valorem tax revenue actually assessed for newly taxable property	\$ 1,804
(20)	Ad valorem tax revenue actually assessed for Class 1 & 2 properties (net-gross proceeds)	\$ -
(21)	Total ad valorem tax revenue actually assessed in current year	\$ 91,720
(22)	Total carry forward mills that may be levied in a subsequent year (Number should be equal to or greater than zero. A (negative) number indicates an over levy.)	0.00

Determination of Tax Revenue and Mill Levy Limitations

Section 15-10-420, MCA
Valier Cemetery District #1

FYE June 30, 2020
COUNTY OF PONDERA

Reference Line		Enter amounts in yellow cells	Auto-Calculation (if completing manually enter amounts as instructed)
(1)	Enter Ad valorem tax revenue <u>ACTUALLY</u> assessed in the <u>prior year</u> (from Prior Year's form Line 17)	\$ 19,477	\$ 19,477
(2)	Add: Current year inflation adjustment @ 1.02%		\$ 199
(3)	Subtract: Ad valorem tax revenue <u>ACTUALLY</u> assessed in the <u>prior year</u> for Class 1 and 2 property, (net and gross proceeds) (from Prior Year's form Line 20)- (enter as negative)	\$ -	\$ -
(4)	Adjusted ad valorem tax revenue		<u>\$ 19,676</u>
ENTERING TAXABLE VALUES			
(5)	Enter 'Total Taxable Value' - from Department of Revenue <i>Certified Taxable Valuation Information</i> form, line # 2	\$ 5,349,526	\$ 5,349,526
(6)	Subtract: 'Total Incremental Value' of all tax increment financing districts (TIF Districts) - from Department of Revenue <i>Certified Taxable Valuation Information</i> form, line # 6 (enter as negative)	\$ -	\$ -
(7)	Taxable value per mill (after adjustment for removal of TIF per mill incremental district value)		<u>\$ 5,349,526</u>
(8)	Subtract: 'Total Value of Newly Taxable Property' - from Department of Revenue <i>Certified Taxable Valuation Information</i> form, line # 3 (enter as negative)	\$ (263,725)	\$ (263,725)
(9)	Subtract: 'Taxable Value of Net and Gross Proceeds, (Class 1 & 2 properties)' - from Department of Revenue <i>Certified Taxable Valuation Information</i> form, line # 5 (enter as negative)	\$ -	\$ -
(10)	Adjusted Taxable value per mill		<u>\$ 5,085,801</u>
(11)	CURRENT YEAR calculated mill levy		3.87
(12)	CURRENT YEAR calculated ad valorem tax revenue		\$ 20,703
CURRENT YEAR AUTHORIZED LEVY/ASSESSMENT			
(13)	Enter total number of carry forward mills from prior year (from Prior Year's form Line 22)	0.00	0.00
(14)	Total current year authorized mill levy, including Prior Years' carry forward mills		<u>3.87</u>
(15)	Total current year authorized ad valorem tax revenue assessment		<u>\$ 20,703</u>
CURRENT YEAR ACTUALLY LEVIED/ASSESSED			
(16)	Enter number of mills actually levied in current year (Number should equal total <u>non-voted</u> mills, which includes the number of carry forward mills, actually imposed per the final approved current year budget document. <u>Do Not</u> include voted or permissive mills imposed in the current year.)	3.87	3.87
(17)	Total ad valorem tax revenue actually assessed in current year		<u>\$ 20,703</u>
RECAPITULATION OF ACTUAL:			
(18)	Ad valorem tax revenue actually assessed		\$ 19,682
(19)	Ad valorem tax revenue actually assessed for newly taxable property		\$ 1,021
(20)	Ad valorem tax revenue actually assessed for Class 1 & 2 properties (net-gross proceeds)		\$ -
(21)	Total ad valorem tax revenue actually assessed in current year		<u>\$ 20,703</u>
(22)	Total carry forward mills that may be levied in a subsequent year (Number should be equal to or greater than zero. A (negative) number indicates an over levy.)		<u>0.00</u>

Determination of Tax Revenue and Mill Levy Limitations

Section 15-10-420, MCA
Valier Cemetery District #1 - Voted

FYE June 30, 2020
COUNTY OF PONDERA

Reference Line	Enter amounts in yellow cells	Auto-Calculation (If completing manually enter amounts as instructed)
(1)	Enter Ad valorem tax revenue <u>ACTUALLY assessed in the prior year</u> (from Prior Year's form Line 17)	\$ 15,822
(2)	Add: Current year inflation adjustment @ 1.02%	\$ 161
(3)	Subtract: Ad valorem tax revenue <u>ACTUALLY assessed in the prior year</u> for Class 1 and 2 property, (net and gross proceeds) (from Prior Year's form Line 20)- (enter as negative)	\$ -
(4)	Adjusted ad valorem tax revenue	\$ 15,983
= (1) + (2) + (3)		
<u>ENTERING TAXABLE VALUES</u>		
(5)	Enter 'Total Taxable Value' - from Department of Revenue <i>Certified Taxable Valuation Information</i> form, line # 2	\$ 5,349,526
(6)	Subtract: 'Total Incremental Value' of all tax increment financing districts (TIF Districts) - from Department of Revenue <i>Certified Taxable Valuation Information</i> form, line # 6 (enter as negative)	\$ -
(7)	Taxable value per mill (after adjustment for removal of TIF per mill incremental district value)	\$ 5,349.526
= (5) + (6)		
(8)	Subtract: 'Total Value of Newly Taxable Property' - from Department of Revenue <i>Certified Taxable Valuation Information</i> form, line # 3 (enter as negative)	\$ (263,725)
(9)	Subtract: 'Taxable Value of Net and Gross Proceeds, (Class 1 & 2 properties)' - from Department of Revenue <i>Certified Taxable Valuation Information</i> form, line # 5 (enter as negative)	\$ -
(10)	Adjusted Taxable value per mill	\$ 5,085.801
= (7) + (8) + (9)		
(11)	CURRENT YEAR calculated mill levy	3.14
= (4) / (10)		
(12)	CURRENT YEAR calculated ad valorem tax revenue	\$ 16,798
= (7) x (11)		
<u>CURRENT YEAR AUTHORIZED LEVY/ASSESSMENT</u>		
(13)	Enter total number of carry forward mills from prior year (from Prior Year's form Line 22)	0.00
(14)	Total current year authorized mill levy, including Prior Years' carry forward mills	3.14
= (11) + (13)		
(15)	Total current year authorized ad valorem tax revenue assessment	\$ 16,798
= (7) x (14)		
<u>CURRENT YEAR ACTUALLY LEVIED/ASSESSED</u>		
(16)	Enter number of mills actually levied in current year (Number should equal total <u>non-voted</u> mills, which includes the number of carry forward mills, actually imposed per the final approved current year budget document. <u>Do Not</u> include voted or permissive mills imposed in the current year.)	3.14
(17)	Total ad valorem tax revenue actually assessed in current year	\$ 16,798
= (7) x (16)		
<u>RECAPITULATION OF ACTUAL:</u>		
(18)	Ad valorem tax revenue actually assessed	\$ 15,970
= (10) x (16)		
(19)	Ad valorem tax revenue actually assessed for newly taxable property	\$ 828
(20)	Ad valorem tax revenue actually assessed for Class 1 & 2 properties (net-gross proceeds)	\$ -
(21)	Total ad valorem tax revenue actually assessed in current year	\$ 16,798
= (18) + (19) + (20)		
(22)	Total carry forward mills that may be levied in a subsequent year (Number should be equal to or greater than zero. A (negative) number indicates an over levy.)	0.00
= (14) - (16)		

Determination of Tax Revenue and Mill Levy Limitations

Section 15-10-420, MCA

Library Fund (Total)

FYE June 30, 2020

COUNTY OF PONDERA

Reference Line	Enter amounts in yellow cells	Auto-Calculation (If completing manually enter amounts as instructed)
(1) Enter Ad valorem tax revenue <u>ACTUALLY</u> assessed in the prior year (from Prior Year's form Line 17)	\$ 285,627	\$ 285,627
(2) Add: Current year inflation adjustment @ 1.02%		\$ 2,913
(3) Subtract: Ad valorem tax revenue <u>ACTUALLY</u> assessed in the prior year for Class 1 and 2 property, (net and gross proceeds) (from Prior Year's form Line 20)- (enter as negative)	\$ -	\$ -
(4) Adjusted ad valorem tax revenue = (1) + (2) + (3)		\$ 288,540
<u>ENTERING TAXABLE VALUES</u>		
(5) Enter 'Total Taxable Value' - from Department of Revenue <i>Certified Taxable Valuation Information</i> form, line # 2	\$ 17,481,779	\$ 17,481.779
(6) Subtract: 'Total Incremental Value' of all tax increment financing districts (TIF Districts) - from Department of Revenue <i>Certified Taxable Valuation Information</i> form, line # 6 (enter as negative)	\$ -	\$ -
(7) Taxable value per mill (after adjustment for removal of TIF per mill incremental district value) = (5) + (6)		\$ 17,481.779
(8) Subtract: 'Total Value of Newly Taxable Property' - from Department of Revenue <i>Certified Taxable Valuation Information</i> form, line # 3 (enter as negative)	\$ (502,299)	\$ (502.299)
(9) Subtract: 'Taxable Value of Net and Gross Proceeds, (Class 1 & 2 properties)' - from Department of Revenue <i>Certified Taxable Valuation Information</i> form, line # 5 (enter as negative)	\$ -	\$ -
(10) Adjusted Taxable value per mill = (7) + (8) + (9)		\$ 16,979.480
(11) CURRENT YEAR calculated mill levy = (4) / (10)		16.99
(12) CURRENT YEAR calculated ad valorem tax revenue = (7) x (11)		\$ 297,015
<u>CURRENT YEAR AUTHORIZED LEVY/ASSESSMENT</u>		
(13) Enter total number of carry forward mills from prior year (from Prior Year's form Line 22)	0.00	0.00
(14) Total current year authorized mill levy, including Prior Years' carry forward mills = (11) + (13)		16.99
(15) Total current year authorized ad valorem tax revenue assessment = (7) x (14)		\$ 297,015
<u>CURRENT YEAR ACTUALLY LEVIED/ASSESSED</u>		
(16) Enter number of mills actually levied in current year (Number should equal total <u>non-voted</u> mills, which includes the number of carry forward mills, actually imposed per the final approved current year budget document. <u>Do Not</u> include voted or permissive mills imposed in the current year.)	16.99	16.99
(17) Total ad valorem tax revenue actually assessed in current year = (7) x (16)		\$ 297,015
<u>RECAPITULATION OF ACTUAL:</u>		
(18) Ad valorem tax revenue actually assessed = (10) x (16)		\$ 288,481
(19) Ad valorem tax revenue actually assessed for newly taxable property		\$ 8,534
(20) Ad valorem tax revenue actually assessed for Class 1 & 2 properties (net-gross proceeds)		\$ -
(21) Total ad valorem tax revenue actually assessed in current year = (18) + (19) + (20)		\$ 297,015
(22) Total carry forward mills that may be levied in a subsequent year (Number should be equal to or greater than zero. A (negative) number indicates an over levy.) = (14) - (16)		0.00

Determination of Tax Revenue and Mill Levy Limitations

Section 15-10-420, MCA

Hospital Capital Improvement Fund

FYE June 30, 2020

COUNTY OF PONDERA

Reference Line		Enter amounts in yellow cells	Auto-Calculation (If completing manually enter amounts as instructed)
(1)	Enter Ad valorem tax revenue <u>ACTUALLY</u> assessed in the prior year (from Prior Year's form Line 17)	\$ 191,358	\$ 191,358
(2)	Add: Current year inflation adjustment @ 1.02%		\$ 1,952
(3)	Subtract: Ad valorem tax revenue <u>ACTUALLY</u> assessed in the prior year for Class 1 and 2 property, (net and gross proceeds) (from Prior Year's form Line 20)- (enter as negative)	\$ -	\$ -
(4)	Adjusted ad valorem tax revenue		\$ 193,310
= (1) + (2) + (3)			
<u>ENTERING TAXABLE VALUES</u>			
(5)	Enter 'Total Taxable Value' - from Department of Revenue <i>Certified Taxable Valuation Information</i> form, line # 2	\$ 17,481,779	\$ 17,481,779
(6)	Subtract: 'Total Incremental Value' of all tax increment financing districts (TIF Districts) - from Department of Revenue <i>Certified Taxable Valuation Information</i> form, line # 6 (enter as negative)	\$ -	\$ -
(7)	Taxable value per mill (after adjustment for removal of TIF per mill incremental district value)		\$ 17,481,779
(8)	Subtract: 'Total Value of Newly Taxable Property' - from Department of Revenue <i>Certified Taxable Valuation Information</i> form, line # 3 (enter as negative)	\$ (502,299)	\$ (502,299)
(9)	Subtract: 'Taxable Value of Net and Gross Proceeds, (Class 1 & 2 properties)' - from Department of Revenue <i>Certified Taxable Valuation Information</i> form, line # 5 (enter as negative)	\$ -	\$ -
(10)	Adjusted Taxable value per mill		\$ 16,979,480
= (7) + (8) + (9)			
(11)	CURRENT YEAR calculated mill levy		11.38
= (4) / (10)			
(12)	CURRENT YEAR calculated ad valorem tax revenue		\$ 198,943
= (7) x (11)			
<u>CURRENT YEAR AUTHORIZED LEVY/ASSESSMENT</u>			
(13)	Enter total number of carry forward mills from prior year (from Prior Year's form Line 22)	0.00	0.00
(14)	Total current year authorized mill levy, including Prior Years' carry forward mills		11.38
= (11) + (13)			
(15)	Total current year authorized ad valorem tax revenue assessment		\$ 198,943
= (7) x (14)			
<u>CURRENT YEAR ACTUALLY LEVIED/ASSESSED</u>			
(16)	Enter number of mills actually levied in current year (Number should equal total <u>non-voted</u> mills, which includes the number of carry forward mills, actually imposed per the final approved current year budget document. <u>Do Not</u> include voted or permissive mills imposed in the current year.)	11.38	11.38
(17)	Total ad valorem tax revenue actually assessed in current year		\$ 198,943
= (7) x (16)			
<u>RECAPITULATION OF ACTUAL:</u>			
(18)	Ad valorem tax revenue actually assessed		\$ 193,227
= (10) x (16)			
(19)	Ad valorem tax revenue actually assessed for newly taxable property		\$ 5,716
(20)	Ad valorem tax revenue actually assessed for Class 1 & 2 properties (net-gross proceeds)		\$ -
(21)	Total ad valorem tax revenue actually assessed in current year		\$ 198,943
= (18) + (19) + (20)			
(22)	Total carry forward mills that may be levied in a subsequent year (Number should be equal to or greater than zero. A (negative) number indicates an over levy.)		0.00
= (14) - (16)			

Determination of Tax Revenue and Mill Levy Limitations

Section 15-10-420, MCA
Soil Conservation District Fund

FYE June 30, 2020
COUNTY OF PONDERA

Reference Line		Enter amounts in yellow cells	Auto-Calculation (If completing manually enter amounts as instructed)
(1)	Enter Ad valorem tax revenue <u>ACTUALLY</u> assessed in the <u>prior year</u> (from Prior Year's form Line 17)	\$ 22,452	\$ 22,452
(2)	Add: Current year inflation adjustment @ 1.02%		\$ 229
(3)	Subtract: Ad valorem tax revenue <u>ACTUALLY</u> assessed in the <u>prior year</u> for Class 1 and 2 property, (net and gross proceeds) (from Prior Year's form Line 20)- (enter as negative)	-	-
(4)	Adjusted ad valorem tax revenue		\$ 22,681
= (1) + (2) + (3)			
<u>ENTERING TAXABLE VALUES</u>			
(5)	Enter 'Total Taxable Value' - from Department of Revenue <i>Certified Taxable Valuation Information</i> form, line # 2	\$ 8,887,580	\$ 8,887,580
(6)	Subtract: 'Total Incremental Value' of all tax increment financing districts (TIF Districts) - from Department of Revenue <i>Certified Taxable Valuation Information</i> form, line # 6 (enter as negative)	-	-
(7)	Taxable value per mill (after adjustment for removal of TIF per mill incremental district value)		\$ 8,887,580
(8)	Subtract: 'Total Value of Newly Taxable Property' - from Department of Revenue <i>Certified Taxable Valuation Information</i> form, line # 3 (enter as negative)	\$ (164,241)	\$ (164,241)
(9)	Subtract: 'Taxable Value of Net and Gross Proceeds, (Class 1 & 2 properties)' - from Department of Revenue <i>Certified Taxable Valuation Information</i> form, line # 5 (enter as negative)	-	-
(10)	Adjusted Taxable value per mill		\$ 8,723,339
= (7) + (8) + (9)			
(11)	CURRENT YEAR calculated mill levy		2.60
= (4) / (10)			
(12)	CURRENT YEAR calculated ad valorem tax revenue		\$ 23,108
= (7) x (11)			
<u>CURRENT YEAR AUTHORIZED LEVY/ASSESSMENT</u>			
(13)	Enter total number of carry forward mills from prior year (from Prior Year's form Line 22)	0.00	0.00
(14)	Total current year authorized mill levy, including Prior Years' carry forward mills		2.60
= (11) + (13)			
(15)	Total current year authorized ad valorem tax revenue assessment		\$ 23,108
= (7) x (14)			
<u>CURRENT YEAR ACTUALLY LEVIED/ASSESSED</u>			
(16)	Enter number of mills actually levied in current year (Number should equal total <u>non-voted</u> mills, which includes the number of carry forward mills, actually imposed per the final approved current year budget document. <u>Do Not</u> include voted or permissive mills imposed in the current year.)	2.60	2.60
(17)	Total ad valorem tax revenue actually assessed in current year		\$ 23,108
= (7) x (16)			
<u>RECAPITULATION OF ACTUAL:</u>			
(18)	Ad valorem tax revenue actually assessed		\$ 22,681
= (10) x (16)			
(19)	Ad valorem tax revenue actually assessed for newly taxable property		\$ 427
(20)	Ad valorem tax revenue actually assessed for Class 1 & 2 properties (net-gross proceeds)		\$ -
(21)	Total ad valorem tax revenue actually assessed in current year		\$ 23,108
= (18) + (19) + (20)			
(22)	Total carry forward mills that may be levied in a subsequent year (Number should be equal to or greater than zero. A (negative) number indicates an over levy.)		0.00
= (14) - (16)			

Class List: 999865,

Class Code	Description	Quantity	Market Value	Taxable	Dollar Amount	Tax Amount	Total Amount
99-9865	BRADY COUNTY WATER GOB	0.00	0	114,101	0.00	0.00	0.00
Total for Class 99		0.00	0	114,101	0.00	0.00	0.00
Grand Total		0.00	0	114,101	0.00	0.00	0.00

** Note Grand Totals for quantity and taxable include Specials

$$\frac{10.001 \text{ mills } \times 10 \text{ of } 10}{114,011 \text{ value of } 1 \text{ mill}}$$

$$\frac{15,444 / \text{year GOB}}{0.114011}$$

135,035 mills

Determination of Permissive Levy for Group Benefits

Section 15-10-420(9), MCA

FYE June 30, 2020

Pondera County

Step A: Input in Yellow Cells		Fiscal Year	<u>Line 1</u> : BASE Year = Total <i>Actual</i> Annual Employer Contribution for Group Benefits in BASE Year	Average Monthly Employer Contribution per Employee	Actual # of Employees the Local Government Made Employer Contributions to Group Benefits on July 1st
(1)	BASE Year	2012	\$118,757.69	\$291.07	34
(2)	Budgeting For	2020	\$404,588.64	\$784.09	43
(3)			Increase from BASE Year (Decreases will be reported as zero)	\$493.01	9

Step B:	Fiscal Year	
	2020	
	2019	Certified Taxable Valuation
(4)	Taxable Value less Incremental Taxable Value of General Fund \$17,481,779.00	

Step C:	(5)	(6)
Calculation of:		Increase in Employer Contribution from BASE Year
(5) BASE Contribution	(5) BASE Contribution	
(6) Increase in Employer Contribution from BASE Year	\$150,193.55	\$254,395.09

Step D: Must be deposited into Fund 2372	Fund #2372 Permissive Medical Levy			
Transition clause per L2009 SB 491, Section 4, has expired.	Fiscal Year	Fund 2372 Permissive Levy # of Mills Allowed to Levy (Not Subject to 15-10-420)	Value Per Mill	Fund 2372 Total Generated Tax Revenue
(7) Choice #1 PER sec. 4, Ch 412, L.2009 - (1)(b)	2020	14.55	\$17,481.78	\$254,395.09

Determination of SRS Permissive Levy - HB 383 (L2017)

Entity Name: Pondera County
For Fiscal Year Ending: 2020

Purpose: To calculate the County's SRS Permissive Levy for FY 20.
Conclusion: The County can levy 1.154 in SRS Permissive mills in FY 20.

(1) Multiply total budgeted compensation subject to SRS contributions by 3% to arrive at the total SRS per

Budgeted Compensation Subject to SRS	\$ 680,526.00	503.5.1/3
Tax Revenue	\$ 20,415.78	

(2) Divide total tax revenue by the County's taxable value per mill to determine the maximum number of pe

2019 Certified Taxable Value	\$ 17,481,779.00	503.2/2
2019 Value per Mill	\$ 17,481.78	
Permissive SRS Mills 2020		1.168

Determination of Permissive Levy for Group Benefits

Section 15-10-420(9), MCA

FYE June 30, 2020

Pondera

Soil Conservation District

Step A: Input in Yellow Cells		Fiscal Year	<u>Line 1</u> : BASE Year = Total <i>Actual</i> Annual Employer Contribution for Group Benefits in BASE Year	Average Monthly Employer Contribution per Employee	Actual # of Employees the Local Government Made Employer Contributions to Group Benefits on July 1st
(1)	BASE Year	2016	\$1,380.00	\$115.00	1
(2)	Budgeting For	2020	\$3,591.96	\$299.33	1
(3)	Increase from BASE Year (Decreases will be reported as zero)			\$184.33	0

Step B:		Fiscal Year	2020
		2019	Certified Taxable Valuation
(4)	Taxable Value less Incremental Taxable Value of General Fund	\$8,887,580.00	

Step C: Calculation of:		(5) BASE Contribution	(6) Increase in Employer Contribution from BASE Year
(5) BASE Contribution		\$1,380.00	\$2,211.96
(6) Increase in Employer Contribution from BASE Year			

Step D: Must be deposited into Fund 2372		Fund #2372 Permissive Medical Levy			
Transition clause per L2009 SB 491, Section 4, has expired.		Fiscal Year	Fund 2372 Permissive Levy # of Mills Allowed to Levy (Not Subject to 15-10-420)	Value Per Mill	Fund 2372 Total Generated Tax Revenue
(7)	Choice #1 PER sec. 4, Ch 412, L.2009 - (1)(b)	2020	0.25	\$8,887.58	\$2,211.96

0.2488

BUDGET MESSAGE 2019 – 2020

The value of a county wide mill increased from \$16,596 to \$17,481. The County's aggregate, adjusted-for-inflation (floated) mills, allowed a total of 155.91 mills compared to 157.9 mills levied in FY2018-2019. All 155.91 mills were levied as well as 14.55 mills The Permissive Medical Levy. The Permissive Sheriff's Retirement Fund Levy was set at 1.168 mills as authorized by the 2017 Montana State Legislature.

The County is not able to carry a reserve of 33% in all funds. This year only two are below 30%. The Road Fund is down due to a large increase in budgeted gravel purchased leaving it at 26% reserves. Group Health Insurance reserves stayed at 29.8%.

Over the past several years, Pondera County voters approved requests for additional mills to be levied to fund specific needs. These voted levies account for the following additional mill levies:

County Library Fund	16.99 mills
Pondera Regional Port Authority	4.000 mills
Hospital/Nursing Home Capital Improvement Fund	11.380 mills
Rural Fire District Capital Improvement Fund	1.492 mills
Pondera County Cemetery District #1	3.14 mills

Cost of Living Adjustment and Wage Increase: The County Compensation Board (established per Section 7-4-2503(4), MCA) conducted a public hearing in June of 2019 and recommended an increase of 3.0 % per hour increase for elected officials. The Board of County Commissioners budgeted a 3.0% Cost of Living Adjustment and wage increase (2.4% cost of living adjustment plus .6% wage increase) for elected officials. The Clerk and Recorder requested and was granted an additional \$2,000 for Elections Administration, allowed within Montana law. All hourly permanent full-time and part time county employees received a 3% increase, and all deputies to elected officials will receive 86% of the elected official salary, effective August 26, 2019.

Economic Development: Pondera County will again be a paying member of Sweetgrass Development, Inc., the five county Certified Regional Development Corporation for North Central Montana. The annual dues of \$2000 to Sweetgrass Development, Inc. will be paid from the revenue received for economic development from the City of Conrad for payment in lieu of taxes at Blue Sky Villa.

The remaining Blue Sky PILT payment will be available for economic development activities, including, but not limited to, the Pondera Regional Port Authority via a small loan. This loan helps maintain a local business revolving loan fund and promotes Pondera County business' retention and growth. The loan can be forgiven at the end of the year upon the Port Authority presenting a report of the proper use of the funds. With the increased value of the mill in the County, the Port Authority will realize higher revenue from their voter-approved 4 mills.

Transit: Pondera County continues to participate in the Northern Transit Interlocal cooperative with the Cities of Conrad, Shelby, and Cut Bank and the Counties of Toole and Glacier to provide transportation East and West across Highway 2, ultimately between Havre and Kalispell, and North and South along I15 between Great Falls and the Canadian Border. Pondera County has pledged \$5,000 to this project for this fiscal year to cover the costs of the coordination plan as well as \$15,000 paid to the Interlocal cooperative and reimbursed to the County as operating

costs. Ridership from Pondera County has increased and we continue to encourage ridership of the transit bus system Pondera County bus. Funding for Pondera County Transit is not tax dollars but comes from our PILT money.

Pondera Medical Center: The County owns the buildings leased to Pondera Medical Center (PMC) for acute, clinical and extended care facilities. The County levies operating mills for the PMC for ambulance and medical center equipment. The voters approved a levy for capital improvements at the facility and the first levy was during tax year 2015.

Road and Bridge Departments: The Road and Bridge Departments purchased two gravel trucks. The amount of gravel to be purchased was doubled in order to continue with road projects throughout the county. Roads will be resurfaced as time allows. Spring runoff caused some road damage but the road crew was able to keep most roads open and repaired. The Road Superintendent continues to work with FEMA for all help possible. It is always a challenge to do all this maintenance and stay on budget.

Noxious Weed Department: The Noxious Weed Department budget includes MDOT contract revenue and expenditures. The Weed District Capital Improvement Fund has appropriations for a pickup and two spray trucks. In addition, approximately \$67,000 in funding is available through Special County and Department of Transportation Grants (State of Montana) for expenditures, including capital purchases. Fuel costs remain somewhat stable but have been budgeted slightly higher to accommodate rise and fall in prices. Though we budget for four seasonal workers in this Department, finding and retaining workers is difficult.

Public Safety: Pondera County has received a grant for \$250,000 to upgrade the dispatch console. The Jail has received repairs to the jail doors and is good condition at this time. A replacement camera system has been ordered due to Officer and inmate safety concerns. The new system, costing \$13,500, will be paid for with Public Safety funds and a donation of \$5000.00 from the Pondera County D.U.I. Task force.

Airports: The installation of a new fuel system has gone out for bids at the time of this report. The new hangers at the Conrad Airport have been leased and we excited to get the fuel system operational.

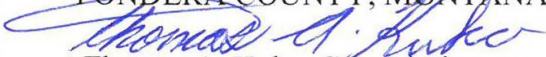
E-911 and GPS/GIS Project: Pondera County was awarded a grant of \$15,242 from the Montana Land Information Act for mapping services for E-911 and GPS/GIS Project to supplement, upgrade and update the County's existing Enhanced 9-1-1 and GIS data to support local emergency response and Public Safety, as well as prep their datasets to readily transition to NG9-1-1. The County's in-kind match for this grant is personnel and administrative costs.


Elections Equipment: The Elections Department will be purchasing five Express Vote voting machines. The Express Votes will be replacing the outdated Automark machines, which no longer have replacement parts available. The Express Votes will be paid in part by monies saved in the General Capital Improvement Fund over the last several years as well as matching funds provided through the Help America Vote Act (HAVA), passed through the Montana Secretary of State's office.


Records Preservation: The Clerk & Recorder's office has several year's worth of deeds, mortgages, and other recorded documents on microfiche/microfilm only. Being that there is no backup of these very important documents, and the evidence of the microfiche/microfilm

deteriorating, the Clerk & Recorder Department plans to begin a records preservation project to have these documents scanned and uploaded to a searchable database.

PONDERA COUNTY COMMISSIONERS
PONDERA COUNTY, MONTANA


Thomas A. Kuka, Commissioner


Dale Seifert, Commissioner


Jim Morren, Commissioner

A. General Fund

Fund #1000

Revenue by Source

**Expenditure Summary by
Function, Activity and Object**

PONDERA COUNTY
Fund Summary of Revenues by Source
For the Year: 2019 - 2020
For Funds 1000 - 1000

1000 GENERAL

Account	Previous Year Actual	Final Budget

310000 TAXES		
312010 Real Prop Penalty & Interest	2,397	2,200
Group:	2,397	2,200
320000 LICENSES AND PERMITS		
323020 Marriage License	110	50
Group:	110	50
330000 INTERGOVERNMENTAL REVENUES		
330001 Co DES Reimbursement	34,236	29,890
331047 State/Federal Reimb	227	0
333020 Taylor Grazing Act	343	370
333045 FWS Refuge Revenue	3,547	2,000
335065 MT Oil & Gas Production Tax	22,223	20,000
335075 Video Machine	2,400	2,300
335230 State Entitlement Share	262,817	271,815
335313 Drivers Examiner Reimb	158	175
339010 Blue Sky Villa (Conrad)	14,963	14,963
Group:	340,914	341,513
340000 CHARGES FOR SERVICES		
341020 Attorney Fees	72,294	72,311
341030 Ct Reporter & Admin Reimb	237	252
341041 Clerk and Recorder Fees	33,734	34,000
341042 Election Fees	1,002	1,000
341050 District Court Clerk Fees	4,218	3,650
341060 County Treasurer Fees	12,477	9,000
344030 Health Inspection Fees	5,994	6,000
344090 County Nurse	84,439	74,150
Group:	214,395	200,363
350000 Fines and Forfeitures		
351010 Justice Courts	26	25
351011 50% Share-JP Court	31,586	32,000
351012 Civil Fines-JP Court	5,986	5,500
Group:	37,598	37,525
360000 MISCELLANEOUS REVENUE		
361000 Rents - Pondera Cntr	19,495	19,920
362000 Other Miscellaneous Revenue	575	200
362020 Intra County Reimbursement	5,193	5,500
365000 Contributions, Donations, Other	275	350
Group:	25,538	25,970

08/28/19
16:42:40

PONDERA COUNTY
Fund Summary of Revenues by Source
For the Year: 2019 - 2020
For Funds 1000 - 1000

Page: 2 of 2
Report ID: A110

1000 GENERAL

Account	Previous Year Actual	Final Budget

370000 INVESTMENT AND ROYALTY EARNINGS		
371010 Investment Earnings	51,371	30,000
372010 Oil Royalties	19	40
Group:	51,390	30,040
Fund:	672,342	637,661
Grand Total:	672,342	637,661

PONDERA COUNTY
Expenditure by Activity and Object
For the Year: 2019 - 2020

1000 GENERAL

Account	Previous FTE	Previous Budget	Previous Actual	Authorized FTE	(100) Personal Services	(200-800) Operating & Maintenance	(900) Capital Outlay	Final Budget
410000 General Government								
410100 Legislative Services								
410101 Legislative Services	<u>3.0</u>	191,722	180,389	<u>3.0</u>	177,395	21,150	0	198,545
410103 County Management	<u>0.01</u>	97,740	90,247	<u>0.01</u>	540	104,500	0	105,040
410150 Central Supply/Mail Room	<u>0.15</u>	11,383	8,036	<u>0.15</u>	6,027	6,300	0	12,327
Subtotal:	<u>3.16</u>	300,845	278,672	<u>3.16</u>	183,962	131,950	0	315,912
410300 Judicial Services								
410331 Administration	<u>2.0</u>	118,336	98,208	<u>2.05</u>	102,718	20,010	0	122,728
410332 Jury Services		5,140	0		0	5,140	0	5,140
410333 Judicial Services		200	158		0	200	0	200
410335 Court Reporting Services		200	158		0	200	0	200
410340 Justice Court	<u>2.0</u>	100,055	89,239	<u>2.0</u>	90,566	13,200	0	103,766
410345 Community Service Program		500	140		0	500	0	500
Subtotal:	<u>4.0</u>	224,431	187,903	<u>4.05</u>	193,284	39,250	0	232,534
410500 Financial Services								
410501 Financial Services	<u>3.02</u>	159,424	138,179	<u>3.02</u>	151,919	13,000	0	164,919
410510 Administration		0	0		0	0	0	0
410532 Independent Audits		52,000	51,254		0	55,000	0	55,000
410540 Treasurer	<u>3.60</u>	190,576	175,971	<u>3.61</u>	180,561	14,450	0	195,011
410590 Reimbursable Expenses		0	0		0	0	0	0
Subtotal:	<u>6.62</u>	402,000	365,404	<u>6.63</u>	332,480	82,450	0	414,930
410600 Elections								
410601 Elections		58,363	24,214		2,115	62,450	0	64,565
Subtotal:		58,363	24,214		2,115	62,450	0	64,565
410900 Records Administration								
410951 Records Preservation		3,600	168		0	3,600	0	3,600
410990 Drivers Examiner Expense		175	158		0	200	0	200
Subtotal:		3,775	326		0	3,800	0	3,800
411000 Planning & Research Services								
411045 Rural Planning & Research		0	0		0	0	0	0
Subtotal:		0	0		0	0	0	0
411100 Legal Services								
411101 County Attorney	<u>3.0</u>	233,226	198,584	<u>3.0</u>	204,753	32,150	0	236,903
Subtotal:	<u>3.0</u>	233,226	198,584	<u>3.0</u>	204,753	32,150	0	236,903
411200 Facilities Administration								
411201 County Buildings	<u>1.50</u>	156,472	113,502	<u>1.60</u>	71,958	123,500	0	195,458
411202 Demolition of Pioneer Home		0	0		0	0	0	0
411240 Community Center Impr		35,040	21,331		4,676	30,750	0	35,426
411241 Brady Fire Hall		0	0		0	0	0	0
Subtotal:	<u>1.50</u>	191,512	134,833	<u>1.60</u>	76,634	154,250	0	230,884
411500 Estate Administration								
411501 Estate Administration		0	0		0	0	0	0

15

FONDERA COUNTY
Expenditure by Activity and Object
For the Year: 2019 - 2020

1000 GENERAL

Account	Previous FTE	Previous Budget	Previous Actual	Authorized FTE	(100) Personal Services	(200-800) Operating & Maintenance	(900) Capital Outlay	Final Budget
Subtotal:		0	0		0	0	0	0
411600 Public School Administration								
411601 Superintendent of Schools		23,655	20,118		1,780	22,075	0	23,855
Subtotal:		23,655	20,118		1,780	22,075	0	23,855
411800 Other General Government Services								
411870 Surveyor		3,000	0		0	3,000	0	3,000
411880 Tax Deed Process-Expenses		800	0		0	800	0	800
Subtotal:		3,800	0		0	3,800	0	3,800
Group:		1,441,607	1,210,054		995,008	532,175	0	1,527,183
420000 Public Safety								
420100 Law Enforcement Services								
420101 Public Safety		0	0		0	0	0	0
420160 Communications		0	0		0	0	0	0
Subtotal:		0	0		0	0	0	0
420200 Detention and Correction Services								
420230 Care or Custody of Prisoners		0	0		0	0	0	0
Subtotal:		0	0		0	0	0	0
420300 Probation and Parole Services								
420301 Probation/Parole Services		51,600	5,074		0	31,400	0	31,400
Subtotal:		51,600	5,074		0	31,400	0	31,400
420600 Civil Defense								
420601 County DES Coordinator	0.93	63,100	48,997	0.91	54,378	11,460	0	65,838
420602 HMEP Grant		0	0		0	0	0	0
420603 Mitigation Grant		0	0		0	0	0	0
420604 Oil P&A Grant		0	0		0	0	0	0
420605 WMD Grant - 2002		0	0		0	0	0	0
420606 BioT - Public Health Grant		0	0		0	0	0	0
420607 VISTA/CERT Grant		0	0		0	0	0	0
420608 Citizen Corps Grant		0	0		0	0	0	0
420609 5 County Grant		0	0		0	0	0	0
420610 WAR Supplemental/ODP Grant 2003 (24		0	0		0	0	0	0
420612 BioT - DPHHS 2004		0	0		0	0	0	0
420620 PHILLIPS 66 PIPELINE INC GRANT - DES		0	0		0	0	0	0
420690 Civil Defense Expenses		0	0		0	0	0	0
Subtotal:	0.93	63,100	48,997	0.91	54,378	11,460	0	65,838
420800 Coroner Services								
420801 Coroner Services		0	0		0	0	0	0
Subtotal:		0	0		0	0	0	0
Group:		114,700	54,071		54,378	42,860	0	97,238

61

FONDERA COUNTY
Expenditure by Activity and Object
For the Year: 2019 - 2020

1000 GENERAL

Account	Previous FTE	Previous Budget	Previous Actual	Authorized FTE	(100) Personal Services	(200-800) Operating & Maintenance	(900) Capital Outlay	Final Budget
440000 Public Health								
440100 Public Health Services								
440101 Programs Administration		900	900		0	900	0	900
440160 Environmental Health Services	0.79	52,183	43,412	0.5	31,185	12,500	0	43,685
440161 FDA Food Safety Grant		0	0		0	0	0	0
440162 School Assessments		0	0		0	0	0	0
440190 Public Health Services	2.45	152,559	139,969	2.166	57,885	89,105	0	146,990
440194 IMMUNIZATION BILLING GRANT		0	0		0	0	0	0
440197 Buckle UP MT Contributions		970	384		0	836	0	836
440199 Project Help Now		358	17		0	341	0	341
Subtotal:	3.24	206,970	184,682	3.16	89,070	103,682	0	192,752
440300 Nursing Home								
440303 Hospital/NH Indigent Care		0	0		0	0	0	0
Subtotal:		0	0		0	0	0	0
440400 Mental Health Center								
440401 Center for Mental Health		6,153	6,153		0	5,960	0	5,960
Subtotal:		6,153	6,153		0	5,960	0	5,960
Group:		213,123	190,835		89,070	109,642	0	198,712
450000 Social and Economic Services								
450100 Welfare								
450101 Program Administration		0	0		0	0	0	0
450111 Family Services		0	0		0	0	0	0
450131 General Assistance		3,750	750		0	3,000	0	3,000
Subtotal:		3,750	750		0	3,000	0	3,000
450200 Veterans Services								
450201 Burial of Soldiers		6,000	6,500		0	6,600	0	6,600
Subtotal:		6,000	6,500		0	6,600	0	6,600
450300 Aging Services								
450300 Aging Services		0	0		0	0	0	0
Subtotal:		0	0		0	0	0	0
Group:		9,750	7,250		0	9,600	0	9,600
460000 Culture and Recreation								
460000 Culture and Recreation								
460002 Port Authority		0	0		0	0	0	0
Subtotal:		0	0		0	0	0	0
460400 Park and Recreation Services								
460430 County Park Administration		2,400	1,086		0	2,200	0	2,200
Subtotal:		2,400	1,086		0	2,200	0	2,200
Group:		2,400	1,086		0	2,200	0	2,200

LN

PONDERA COUNTY
Expenditure by Activity and Object
For the Year: 2019 - 2020

1000 GENERAL

Account	Previous FTE	Previous Budget	Previous Actual	Authorized FTE	(100) Personal Services	(200-800) Operating & Maintenance	(900) Capital Outlay	Final Budget
470000 Economic Development								
470300 Economic Development								
470300 Economic Development		0	0		0	0	0	0
470310 Economic Development Admin		0	0		0	0	0	0
Subtotal:		0	0		0	0	0	0
Group:		0	0		0	0	0	0
490000 Debt Service								
490500 Other Debt Service Payments								
490500 Other Debt Service Payments		0	0		0	0	0	0
490501 Debt Service - Sr Center		19,620	14,657		0	14,815	0	14,815
490502 Debt Service - Courthouse HVAC		47,883	31,848		0	48,835	0	48,835
490503 Debt Service		0	0		0	0	0	0
490505 Debt Srv-Intrcp Cars		0	0		0	0	0	0
490506 Debt Srv-Intrcp Pickups		0	0		0	0	0	0
490507 Debt Srv-vehicles		0	0		0	0	0	0
Subtotal:		67,503	46,505		0	63,650	0	63,650
Group:		67,503	46,505		0	63,650	0	63,650
510000 Miscellaneous								
510200 Judgments and Losses								
510200 Judgments and Losses		0	0		0	0	0	0
Subtotal:		0	0		0	0	0	0
510300 Other Unallocated Costs								
510300 Other Unallocated Costs		0	0		0	0	0	0
Subtotal:		0	0		0	0	0	0
Group:		0	0		0	0	0	0
520000 Other Financing Uses								
520000 Other Financing Uses								
520003 Transfer 2300 to 2870		0	0		0	0	0	0
520015 Interfund Transfer to 2150		0	0		0	0	0	0
Subtotal:		0	0		0	0	0	0
521000 Interfund Operating Transfers Out								
521000 Interfund Operating Transfers Out		0	0		0	0	0	0
521001 Interfund Transfer 1000 to 4010		0	0		0	0	0	0
521002 Transfer to 2300		0	0		0	0	0	0
521003 Transfer 1000 to 2860		0	0		0	0	0	0
521004 Transfer to 2230		0	0		0	0	0	0
521005 Transfer to 2170		12,963	12,963		0	27,000	0	27,000
521008 Loan to 2850		0	0		0	0	0	0
521010 CTY MATCH TAZER GRANT		0	0		0	0	0	0
521012 Transfer 1000 to 4012		28,250	28,250		0	54,250	0	54,250
521015 Transfer to 2958 -DES grants		0	0		0	0	0	0
521017 General Fund for Economic		12,963	12,964		0	12,963	0	12,963

18

PONDERA COUNTY
Expenditure by Activity and Object
For the Year: 2019 - 2020

1000 GENERAL

Account	Previous FTE	Previous Budget	Previous Actual	Authorized FTE	(100) Personal Services	(200-800) Operating & Maintenance	(900) Capital Outlay	Final Budget

Subtotal:	_____	54,176	54,177	_____	0	94,213	0	94,213
Group:	_____	54,176	54,177	_____	0	94,213	0	94,213
Fund:	_____	1,903,259	1,563,978	_____	1,138,456	854,340	0	1,992,796
Grand Total:	_____	1,903,259	1,563,978	_____	1,138,456	854,340	0	1,992,796

19

B. Special Revenue Funds

2000

Revenue by Source

**Expenditures Summary by
Function, Activity and Object**

PONDERA COUNTY
Summary of Appropriations by Fund and Object
For the Year: 2019 - 2020
For Funds 2000 - 2999

Fund	FTE	Personal Services	Operating & Maintenance	Capital Outlay	Other	Transfers	Total
2110 ROAD	7.5	442,421	693,767			86,750	1,222,938
2130 BRIDGE	3.5	191,524	304,650			42,750	538,924
2140 WEED	2.86	86,737	42,150			7,000	135,887
2150 PREDATORY ANIMAL			11,989				11,989
2160 COUNTY FAIR			4,225				4,225
2170 AIRPORT	0.04	1,945	74,193	316,000			392,138
2190 COMPREHENSIVE INSURANCE		26,493	220,225				246,718
2220 LIBRARY			297,015				297,015
2230 AMBULANCE			21,239	3,000		10,000	34,239
2235 COUNTY HOSPITAL & NURSING HOME			270,500	100,000			370,500
2260 EMERGENCY DISASTER			5,116				5,116
2280 SENIOR CITIZENS			30,000				30,000
2290 EXTENSION SERVICE	0.85	34,153	87,350			3,000	124,503
2300 PUBLIC SAFETY (LAW ENFORCEMENT)	15.76	811,673	272,226			72,500	1,156,399
2370 P.E.R.S. - EMPLOYER CONTRIBUTION		253,809					253,809
2371 HEALTH INSURANCE - EMPLOYER CONTRIBUTION		475,000	200				475,200
2372 PERMISSIVE MEDICAL LEVY						254,660	254,660
2373 SHERIFF RETIREMENT PERMISSIVE LEVY						20,434	20,434
2390 DRUG FORFEITURE			11,363				11,363
2393 RECORD PRESERVATION			30,386				30,386
2401 BRADY LIGHTS MAINTENANCE			5,000				5,000
2800 ALCOHOL REHABILITATION			13,000				13,000
2811 DUI PREVENTION			12,692				12,692
2820 GAS APPORTIONMENT TAX			155,000	22,224		40,000	217,224
2821 ENHANCED GAS TAX (BaRSAR)			14,878	118,776			133,654
2830 JUNK VEHICLE			9,180			1,876	11,056
2840 NOXIOUS WEED GRANT			57,896	9,286			67,182
2841 MIDDLE PONDERA CREEK-SOLLID RD CO-OP GRANT			27,265				27,265
2850 911 EMERGENCY		5,279	127,355	272,245			404,879
2851 E-911 & GPS/GIS PROJECT GRANT			15,242				15,242
2852 9-1-1 CENTRACOMM GOLD ELITE CONSOLE GRANT				250,000			250,000
2859 COUNTY LAND INFORMATION FUND			20,098				20,098
2860 LAND USE PLANNING			31,187				31,187
2866 NORTHERN TRANSIT INTERLOCAL	0.26	10,318	29,038				39,356
2894 STATE ALLOCATED FEDERAL MINERAL ROYALTIES			10,693				10,693
2900 PILT						732,474	732,474
2902 FOREST RESERVE, TITLE III			44,042				44,042
2917 VICTIM & WITNESS ADVOCATE PROGRAM			1,609				1,609
2929 FEMA PDA Grant						1,938	1,938
2958 EP (DES) GRANTS		31,500	52,367				83,867
2961 PERFORMANCE MANAGEMENT GRANT			6,584				6,584
2963 ORAL HEALTH SERVICES GRANT		34,014	12,985				46,999
2971 WIC GRANT		25,785	22,954				48,739
2973 MATERNAL CHILD HEALTH		4,947	5,678				10,625
2976 IMMUNIZATION ACTION GRANT		1,127	3,934				5,061
2978 CHRONIC DISEASE (FKA TOBACCO USE PREV)		31,250	3,646				34,896
2980 HEALTH CARE FOUNDATION GRANT			2,527				2,527
Grants 2958 - 2980	1.60						
Total:	31.87	2,467,975	3,061,444	1,091,531		1,273,382	7,894,332

09/03/19
10:37:55

PONDERA COUNTY
Fund Summary of Revenues by Source
For the Year: 2019 - 2020
For Funds 2000 - 2999

Page: 1 of 44
Report ID: A110

2110 ROAD

Account	Previous Year Actual	Final Budget
-----	-----	-----
310000 TAXES		
312010 Real Prop Penalty & Interest	1,052	900
Group:	1,052	900
330000 INTERGOVERNMENTAL REVENUES		
331047 State/Federal Reimb	52,881	0
333010 Forest Reserve Act	58,512	58,512
335065 MT Oil & Gas Production Tax	14,091	14,000
335230 State Entitlement Share	187,654	191,190
Group:	313,138	263,702
360000 MISCELLANEOUS REVENUE		
362000 Other Miscellaneous Revenue	14,997	0
362020 Intra County Reimbursement	1,214	1,600
Group:	16,211	1,600
380000 OTHER FINANCING SOURCES		
383016 Transfer from PILT Payment	54,000	54,000
Group:	54,000	54,000
Fund:	384,401	320,202

24

PONDERA COUNTY
Expenditure by Activity and Object
For the Year: 2019 - 2020

2110 ROAD

Account	Previous FTE	Previous Budget	Previous Actual	Authorized FTE	(100) Personal Services	(200-800) Operating & Maintenance	(900) Capital Outlay	Final Budget
430000 Public Works								
430200 Road & Street Services								
430201 Road Department	7.5	896,334	588,788	7.5	442,421	569,700	0	1,012,121
430208 Weed Control Charges Rd		0	0		0	0	0	0
430233 Roadway		0	0		0	0	0	0
430240 x		0	0		0	0	0	0
430242 Patching		0	0		0	0	0	0
Subtotal:		896,334	588,788		442,421	569,700	0	1,012,121
Group:		896,334	588,788		442,421	569,700	0	1,012,121
490000 Debt Service								
490500 Other Debt Service Payments								
490504 Debt Service - Graders		124,069	124,067		0	124,067	0	124,067
490508 Debt Srv - Trucks		0	0		0	0	0	0
Subtotal:		124,069	124,067		0	124,067	0	124,067
Group:		124,069	124,067		0	124,067	0	124,067
520000 Other Financing Uses								
521000 Interfund Operating Transfers Out								
521016 Transfer to 4013		0	0		0	84,000	0	84,000
521022 Transfer to Enhanced Gas Tax		1,825	1,825		0	2,750	0	2,750
Subtotal:		1,825	1,825		0	86,750	0	86,750
Group:		1,825	1,825		0	86,750	0	86,750
Fund:	7.5	1,022,228	714,680	7.5	442,421	780,517	0	1,222,938

25

09/03/19
10:37:55

PONDERA COUNTY
Fund Summary of Revenues by Source
For the Year: 2019 - 2020
For Funds 2000 - 2999

Page: 2 of 44
Report ID: A110

2130 BRIDGE

Account	Previous Year Actual	Final Budget

310000 TAXES		
312010 Real Prop Penalty & Interest	668	600
Group:	668	600
330000 INTERGOVERNMENTAL REVENUES		
331047 State/Federal Reimb	40,690	0
335065 MT Oil & Gas Production Tax	5,622	5,000
335230 State Entitlement Share	24,862	34,829
Group:	71,174	39,829
360000 MISCELLANEOUS REVENUE		
362020 Intra County Reimbursement	119	300
Group:	119	300
Fund:	71,961	40,729

PONDERA COUNTY
Expenditure by Activity and Object
For the Year: 2019 - 2020

2130 BRIDGE

Account	Previous FTE	Previous Budget	Previous Actual	Authorized FTE	(100) Personal Services	(200-800) Operating & Maintenance	(900) Capital Outlay	Final Budget
430000 Public Works								
430200 Road & Street Services								
430243 Bridges	3.5	0	0	3.5	0	0	0	0
430244 Bridges		384,827	244,566		191,524	304,650	0	496,174
Subtotal:		384,827	244,566		191,524	304,650	0	496,174
Group:		384,827	244,566		191,524	304,650	0	496,174
470000 Economic Development								
470400 TSEP/Home								
470401 TSEP/Bridge		0	0		0	0	0	0
Subtotal:		0	0		0	0	0	0
Group:		0	0		0	0	0	0
490000 Debt Service								
490500 Other Debt Service Payments								
490509 Debt Srv - Motor Graders		0	0		0	0	0	0
Subtotal:		0	0		0	0	0	0
Group:		0	0		0	0	0	0
520000 Other Financing Uses								
521000 Interfund Operating Transfers Out								
521001 Interfund Transfer 1000 to 4010		0	0		0	0	0	0
521016 Transfer to 4013		55,000	55,000		0	40,000	0	40,000
521022 Transfer to Enhanced Gas Tax		1,825	1,825		0	2,750	0	2,750
Subtotal:		56,825	56,825		0	42,750	0	42,750
Group:		56,825	56,825		0	42,750	0	42,750
Fund:	3.5	441,652	301,391	3.5	191,524	347,400	0	538,924

27

09/03/19
10:37:55

PONDERA COUNTY
Fund Summary of Revenues by Source
For the Year: 2019 - 2020
For Funds 2000 - 2999

Page: 3 of 44
Report ID: A110

2140 WEED

Account	Previous Year Actual	Final Budget

310000 TAXES		
312010 Real Prop Penalty & Interest	173	150
Group:	173	150
330000 INTERGOVERNMENTAL REVENUES		
335065 MT Oil & Gas Production Tax	1,552	1,500
335230 State Entitlement Share	7,249	7,386
Group:	8,801	8,886
340000 CHARGES FOR SERVICES		
343360 Weed Control Charges	13,696	13,200
Group:	13,696	13,200
360000 MISCELLANEOUS REVENUE		
362020 Intra County Reimbursement	119	200
Group:	119	200
Fund:	22,789	22,436

PONDERA COUNTY
Expenditure by Activity and Object
For the Year: 2019 - 2020

2140 WEED

Account	Previous FTE	Previous Budget	Previous Actual	Authorized FTE	(100) Personal Services	(200-800) Operating & Maintenance	(900) Capital Outlay	Final Budget
430000 Public Works								
431100 DOT 10-11								
431101 Weed Control		137,665	95,199		86,737	42,150	0	128,887
431103 Swift Dam Contributions		0	0		0	0	0	0
Subtotal:		137,665	95,199		86,737	42,150	0	128,887
Group:		137,665	95,199		86,737	42,150	0	128,887
520000 Other Financing Uses								
521000 Interfund Operating Transfers Out								
521014 Transfer to 4014		7,000	7,000		0	7,000	0	7,000
Subtotal:		7,000	7,000		0	7,000	0	7,000
Group:		7,000	7,000		0	7,000	0	7,000
Fund:		144,665	102,199		86,737	49,150	0	135,887

89

09/03/19
10:37:55

PONDERA COUNTY
Fund Summary of Revenues by Source
For the Year: 2019 - 2020
For Funds 2000 - 2999

Page: 5 of 44
Report ID: A110

2160 COUNTY FAIR

Account	Previous Year Actual	Final Budget
----- 310000 TAXES		
312010 Real Prop Penalty & Interest	8	10
Group:	8	10
 330000 INTERGOVERNMENTAL REVENUES		
335065 MT Oil & Gas Production Tax	85	80
335230 State Entitlement Share	148	1,508
Group:	233	1,588
 Fund:	241	1,598

PONDERA COUNTY
Expenditure by Activity and Object
For the Year: 2019 - 2020

2160 COUNTY FAIR

Account	Previous FTE	Previous Budget	Previous Actual	Authorized FTE	(100) Personal Services	(200-800) Operating & Maintenance	(900) Capital Outlay	Final Budget
460000 Culture and Recreation								
460200 Fairs								
460201 County Fair		4,400	3,868		0	4,225	0	4,225
Subtotal:		4,400	3,868		0	4,225	0	4,225
Group:		4,400	3,868		0	4,225	0	4,225
Fund:		4,400	3,868		0	4,225	0	4,225

31

09/03/19
10:37:56

PONDERA COUNTY
Fund Summary of Revenues by Source
For the Year: 2019 - 2020
For Funds 2000 - 2999

Page: 7 of 44
Report ID: A110

2190 COMPREHENSIVE INSURANCE

Account	Previous Year Actual	Final Budget
-----	-----	-----
310000 TAXES		
312010 Real Prop Penalty & Interest	416	350
Group:	416	350
330000 INTERGOVERNMENTAL REVENUES		
335065 MT Oil & Gas Production Tax	3,350	3,000
335230 State Entitlement Share	23,432	19,827
Group:	26,782	22,827
360000 MISCELLANEOUS REVENUE		
362020 Intra County Reimbursement	3,466	1,800
Group:	3,466	1,800
Fund:	30,664	24,977

PONDERA COUNTY
Expenditure by Activity and Object
For the Year: 2019 - 2020

2190 COMPREHENSIVE INSURANCE

Account	Previous FTE	Previous Budget	Previous Actual	Authorized FTE	(100) Personal Services	(200-800) Operating & Maintenance	(900) Capital Outlay	Final Budget
410000 General Government								
410300 Judicial Services								
410330 District Courts (Other)								
Subtotal:		0	0		0	0	0	0
Group:		0	0		0	0	0	0
490000 Debt Service								
490500 Other Debt Service Payments								
490500 Other Debt Service Payments								
Subtotal:		0	0		0	0	0	0
Group:		0	0		0	0	0	0
510000 Miscellaneous								
510300 Other Unallocated Costs								
510330 Comprehensive Liability Insurance		282,222	198,956		26,493	220,225	0	246,718
Subtotal:		282,222	198,956		26,493	220,225	0	246,718
Group:		282,222	198,956		26,493	220,225	0	246,718
Fund:		282,222	198,956		26,493	220,225	0	246,718

33

09/03/19
10:37:56

PONDERA COUNTY
Fund Summary of Revenues by Source
For the Year: 2019 - 2020
For Funds 2000 - 2999

Page: 8 of 44
Report ID: A110

2220 LIBRARY

Account	Previous Year Actual	Final Budget
-----	-----	-----
310000 TAXES		
312010 Real Prop Penalty & Interest	661	600
Group:	661	600
Fund:	661	600

PONDERA COUNTY
Expenditure by Activity and Object
For the Year: 2019 - 2020

2220 LIBRARY

Account	Previous FTE	Previous Budget	Previous Actual	Authorized FTE	(100) Personal Services	(200-800) Operating & Maintenance	(900) Capital Outlay	Final Budget
460000 Culture and Recreation								
460100 Library Services								
460101 Revenue Distribution		285,627	280,273		0	297,015	0	297,015
Subtotal:		285,627	280,273		0	297,015	0	297,015
Group:		285,627	280,273		0	297,015	0	297,015
Fund:		285,627	280,273		0	297,015	0	297,015

22

09/03/19
10:37:56

PONDERA COUNTY
Fund Summary of Revenues by Source
For the Year: 2019 - 2020
For Funds 2000 - 2999

Page: 9 of 44
Report ID: A110

2230 AMBULANCE

Account	Previous Year Actual	Final Budget
-----	-----	-----
310000 TAXES		
312010 Real Prop Penalty & Interest	22	30
Group:	22	30
330000 INTERGOVERNMENTAL REVENUES		
335065 MT Oil & Gas Production Tax	260	300
335230 State Entitlement Share	962	4,599
Group:	1,222	4,899
360000 MISCELLANEOUS REVENUE		
362020 Intra County Reimbursement	119	130
Group:	119	130
Fund:	1,363	5,059

PONDERA COUNTY
Expenditure by Activity and Object
For the Year: 2019 - 2020

2230 AMBULANCE

Account	Previous FTE	Previous Budget	Previous Actual	Authorized FTE	(100) Personal Services	(200-800) Operating & Maintenance	(900) Capital Outlay	Final Budget
420000 Public Safety								
420100 Law Enforcement Services								
420101 Public Safety		0	0		0	0	0	0
Subtotal:		0	0		0	0	0	0
420700 Other Emergency Services								
420730 Emergency Medical Services		19,310	17,663		0	16,719	3,000	19,719
Subtotal:		19,310	17,663		0	16,719	3,000	19,719
Group:		19,310	17,663		0	16,719	3,000	19,719
510000 Miscellaneous								
510300 Other Unallocated Costs								
510330 Comprehensive Liability Insurance		4,300	4,290		0	4,520	0	4,520
Subtotal:		4,300	4,290		0	4,520	0	4,520
Group:		4,300	4,290		0	4,520	0	4,520
520000 Other Financing Uses								
520000 Other Financing Uses								
520001 Transfer 2230 to 4011		0	0		0	10,000	0	10,000
Subtotal:		0	0		0	10,000	0	10,000
521000 Interfund Operating Transfers Out								
521001 Interfund Transfer 1000 to 4010		0	0		0	0	0	0
Subtotal:		0	0		0	0	0	0
Group:		0	0		0	10,000	0	10,000
Fund:		23,610	21,953		0	31,239	3,000	34,239

37

PONDERA COUNTY
Fund Summary of Revenues by Source
For the Year: 2019 - 2020
For Funds 2000 - 2999

2235 COUNTY HOSPITAL & NURSING HOME

Account	Previous Year Actual	Final Budget
-----	-----	-----
310000 TAXES		
312010 Real Prop Penalty & Interest	215	250
Group:	215	250
330000 INTERGOVERNMENTAL REVENUES		
335065 MT Oil & Gas Production Tax	1,860	2,000
335230 State Entitlement Share	28,265	8,293
Group:	30,125	10,293
360000 MISCELLANEOUS REVENUE		
362020 Intra County Reimbursement	243,980	250,000
Group:	243,980	250,000
380000 OTHER FINANCING SOURCES		
383000 Interfund Operating Transfer	56	0
Group:	56	0
Fund:	274,376	260,543

PONDERA COUNTY
Expenditure by Activity and Object
For the Year: 2019 - 2020

2235 COUNTY HOSPITAL & NURSING HOME

Account	Previous FTE	Previous Budget	Previous Actual	Authorized FTE	(100) Personal Services	(200-800) Operating & Maintenance	(900) Capital Outlay	Final Budget
420000 Public Safety								
420200 Detention and Correction Services								
420210 Administration		0	0		0	0	0	0
Subtotal:		0	0		0	0	0	0
Group:		0	0		0	0	0	0
440000 Public Health								
440200 Hospitals								
440210 Administration		716,500	259,973		0	270,500	100,000	370,500
440291 Cap Imp - Bldgs & Equip		0	0		0	0	0	0
Subtotal:		716,500	259,973		0	270,500	100,000	370,500
Group:		716,500	259,973		0	270,500	100,000	370,500
490000 Debt Service								
490500 Other Debt Service Payments								
490500 Other Debt Service Payments		0	0		0	0	0	0
490510 Debt Srv - Intercap PMC Debt		0	0		0	0	0	0
Subtotal:		0	0		0	0	0	0
Group:		0	0		0	0	0	0
510000 Miscellaneous								
510300 Other Unallocated Costs								
510330 Comprehensive Liability Insurance		0	0		0	0	0	0
Subtotal:		0	0		0	0	0	0
Group:		0	0		0	0	0	0
Fund:		716,500	259,973		0	270,500	100,000	370,500

39

PONDERA COUNTY
Expenditure by Activity and Object
For the Year: 2019 - 2020

2260 EMERGENCY DISASTER

Account	Previous FTE	Previous Budget	Previous Actual	Authorized FTE	(100) Personal Services	(200-800) Operating & Maintenance	(900) Capital Outlay	Final Budget
430000 Public Works								
430200 Road & Street Services								
430234 FEMA PW 001 - Swanson Rd, Kingston		0	0		0	0	0	0
430235 FEMA PW 002 - Dean Rd		0	0		0	0	0	0
430236 FEMA PW 003 - Rock City Rd		0	0		0	0	0	0
430237 FEMA PW 004 - Midway Rd E, Erickson,		0	0		0	0	0	0
430238 FEMA PW 005 -		0	0		0	0	0	0
Subtotal:		0	0		0	0	0	0
434000								
434020 Special Allocations E&D		5,116	0		0	5,116	0	5,116
Subtotal:		5,116	0		0	5,116	0	5,116
Group:		5,116	0		0	5,116	0	5,116
520000 Other Financing Uses								
520000 Other Financing Uses								
520013 Transfer from 2260		0	0		0	0	0	0
Subtotal:		0	0		0	0	0	0
Group:		0	0		0	0	0	0
Fund:		5,116	0		0	5,116	0	5,116

07

No Revenues

09/03/19
10:37:56

PONDERA COUNTY
Fund Summary of Revenues by Source
For the Year: 2019 - 2020
For Funds 2000 - 2999

Page: 11 of 44
Report ID: A110

2280 SENIOR CITIZENS

Account	Previous Year Actual	Final Budget
-----	-----	-----
310000 TAXES		
312010 Real Prop Penalty & Interest	58	50
Group:	58	50
330000 INTERGOVERNMENTAL REVENUES		
335065 MT Oil & Gas Production Tax	527	500
335230 State Entitlement Share	4,810	3,392
Group:	5,337	3,892
Fund:	5,395	3,942

PONDERA COUNTY
Expenditure by Activity and Object
For the Year: 2019 - 2020

2280 SENIOR CITIZENS

Account	Previous FTE	Previous Budget	Previous Actual	Authorized FTE	(100) Personal Services	(200-800) Operating & Maintenance	(900) Capital Outlay	Final Budget
450000 Social and Economic Services								
450300 Aging Services								
450320 Aging Council		30,000	29,648		0	30,000	0	30,000
Subtotal:		30,000	29,648		0	30,000	0	30,000
Group:		30,000	29,648		0	30,000	0	30,000
Fund:		30,000	29,648		0	30,000	0	30,000

eh

09/03/19
10:37:56

PONDERA COUNTY
Fund Summary of Revenues by Source
For the Year: 2019 - 2020
For Funds 2000 - 2999

Page: 12 of 44
Report ID: A110

2290 EXTENSION SERVICE

Account	Previous Year Actual	Final Budget
-----	-----	-----
310000 TAXES		
312010 Real Prop Penalty & Interest	222	200
Group:	222	200
330000 INTERGOVERNMENTAL REVENUES		
335065 MT Oil & Gas Production Tax	1,910	1,800
335230 State Entitlement Share	10,406	10,602
Group:	12,316	12,402
360000 MISCELLANEOUS REVENUE		
362020 Intra County Reimbursement	814	1,123
Group:	814	1,123
Fund:	13,352	13,725

PONDERA COUNTY
Expenditure by Activity and Object
For the Year: 2019 - 2020

2290 EXTENSION SERVICE

Account	Previous FTE	Previous Budget	Previous Actual	Authorized FTE	(100) Personal Services	(200-800) Operating & Maintenance	(900) Capital Outlay	Final Budget
450000 Social and Economic Services								
450400 Extension Services								
450401 Administration	0.85	115,932	96,553	0.85	34,153	86,400	0	120,553
450402 STEPS Program		0	0		0	0	0	0
450403 Postage & Supplies - MSU		950	805		0	950	0	950
450404 Cardio Health Grant		0	0		0	0	0	0
450405 Pivot Yield Decline Project		0	0		0	0	0	0
450406 Young Producer's Education Grant		1,000	1,000		0	0	0	0
Subtotal:		117,882	98,358		34,153	87,350	0	121,503
Group:		117,882	98,358		34,153	87,350	0	121,503
470000 Economic Development								
470300 Economic Development								
470310 Economic Development Admin		0	0		0	0	0	0
Subtotal:		0	0		0	0	0	0
Group:		0	0		0	0	0	0
520000 Other Financing Uses								
521000 Interfund Operating Transfers Out								
521018 Transfer 2290 to 4012		6,000	6,000		0	3,000	0	3,000
Subtotal:		6,000	6,000		0	3,000	0	3,000
Group:		6,000	6,000		0	3,000	0	3,000
Fund:	0.85	123,882	104,358	0.85	34,153	90,350	0	124,503

hh

PONDERA COUNTY
Fund Summary of Revenues by Source
For the Year: 2019 - 2020
For Funds 2000 - 2999

2300 PUBLIC SAFETY (LAW ENFORCEMENT)

Account	Previous Year Actual	Final Budget
-----	-----	-----
310000 TAXES		
312010 Real Prop Penalty & Interest	1,194	1,000
314140 Local Option Tax	230,584	225,000
Group:	231,778	226,000
320000 LICENSES AND PERMITS		
323040 Concealed Weapon Permit	2,750	2,500
Group:	2,750	2,500
330000 INTERGOVERNMENTAL REVENUES		
335065 MT Oil & Gas Production Tax	12,025	12,000
335230 State Entitlement Share	116,532	126,266
Group:	128,557	138,266
340000 CHARGES FOR SERVICES		
342010 Law Enforcement	80,639	82,671
342012 Board of Prisoners	13,624	15,000
Group:	94,263	97,671
360000 MISCELLANEOUS REVENUE		
362000 Other Miscellaneous Revenue	2,140	0
362020 Intra County Reimbursement	4,186	2,000
Group:	6,326	2,000
Fund:	463,674	466,437

PONDERA COUNTY
Expenditure by Activity and Object
For the Year: 2019 - 2020

2300 PUBLIC SAFETY (LAW ENFORCEMENT)

Account	Previous FTE	Previous Budget	Previous Actual	Authorized FTE	(100) Personal Services	(200-800) Operating & Maintenance	(900) Capital Outlay	Final Budget
420000 Public Safety								
420100 Law Enforcement Services								
420101 Public Safety	9.06	678,468	567,206	10.5	530,767	144,050	0	674,817
420102 Concealed Weapon Permit		4,617	3,147		0	3,720	0	3,720
420145 DARE Program		0	0		0	0	0	0
420146 Crime Control - Dog		0	0		0	0	0	0
420147 FBI/HIDTA DRUG TASK FORCE		0	0		0	0	0	0
420160 Communications	5.41	291,843	230,791	5.26	278,741	21,356	0	300,097
Subtotal:		974,928	801,144		809,508	169,126	0	978,634
420200 Detention and Correction Services								
420230 Care or Custody of Prisoners		92,000	69,568		0	92,000	0	92,000
Subtotal:		92,000	69,568		0	92,000	0	92,000
420700 Other Emergency Services								
420740 Search and Rescue (Other than Fire)		1,000	1,000		0	1,000	0	1,000
Subtotal:		1,000	1,000		0	1,000	0	1,000
420800 Coroner Services								
420801 Coroner Services		12,015	5,967		2,165	10,100	0	12,265
Subtotal:		12,015	5,967		2,165	10,100	0	12,265
Group:		1,079,943	877,679		811,673	272,226	0	1,083,899
490000 Debt Service								
490500 Other Debt Service Payments								
490507 Debt Srv-vehicles		0	0		0	0	0	0
Subtotal:		0	0		0	0	0	0
Group:		0	0		0	0	0	0
520000 Other Financing Uses								
520000 Other Financing Uses								
520002 Trnsfr 2300 To 2850		0	0		0	0	0	0
520003 Transfer 2300 to 2870		0	0		0	0	0	0
Subtotal:		0	0		0	0	0	0
521000 Interfund Operating Transfers Out								
521000 Interfund Operating Transfers Out		0	0		0	0	0	0
521013 Transfer 2300 to 4009		97,500	97,500		0	72,500	0	72,500
Subtotal:		97,500	97,500		0	72,500	0	72,500
Group:		97,500	97,500		0	72,500	0	72,500
Fund:	14.47	1,177,443	975,179	15.76	811,673	344,726	0	1,156,399

410

09/03/19
10:37:56

PONDERA COUNTY
Fund Summary of Revenues by Source
For the Year: 2019 - 2020
For Funds 2000 - 2999

Page: 14 of 44
Report ID: A110

2370 P.E.R.S. - EMPLOYER CONTRIBUTION

Account	Previous Year Actual	Final Budget

310000 TAXES		
312010 Real Prop Penalty & Interest	434	400
Group:	434	400
330000 INTERGOVERNMENTAL REVENUES		
335065 MT Oil & Gas Production Tax	3,779	3,500
335230 State Entitlement Share	19,090	19,450
Group:	22,869	22,950
380000 OTHER FINANCING SOURCES		
383000 Interfund Operating Transfer	7,443	0
383019 Fund 2373 to Fund 2370	11,260	20,434
Group:	18,703	20,434
Fund:	42,006	43,784

PONDERA COUNTY
Expenditure by Activity and Object
For the Year: 2019 - 2020

2370 P.E.R.S. - EMPLOYER CONTRIBUTION

Account	Previous FTE	Previous Budget	Previous Actual	Authorized FTE	(100) Personal Services	(200-800) Operating & Maintenance	(900) Capital Outlay	Final Budget
410000 General Government								
410000 General Government								
410000 General Government								
Subtotal:		265,651	201,914		253,809	0	0	253,809
Group:		265,651	201,914		253,809	0	0	253,809
Fund:		265,651	201,914		253,809	0	0	253,809

48

09/03/19
10:37:56

PONDERA COUNTY
Fund Summary of Revenues by Source
For the Year: 2019 - 2020
For Funds 2000 - 2999

Page: 15 of 44
Report ID: A110

2371 HEALTH INSURANCE - EMPLOYER CONTRIBUTION

Account	Previous Year Actual	Final Budget

310000 TAXES		
312010 Real Prop Penalty & Interest	337	250
Group:	337	250
330000 INTERGOVERNMENTAL REVENUES		
335065 MT Oil & Gas Production Tax	3,387	3,500
335230 State Entitlement Share	29,597	30,155
Group:	32,984	33,655
360000 MISCELLANEOUS REVENUE		
362020 Intra County Reimbursement	100	0
365000 Contributions, Donations, Other	31,174	32,820
Group:	31,274	32,820
380000 OTHER FINANCING SOURCES		
383002 Transfer 2372 to 2371	194,992	254,660
Group:	194,992	254,660
Fund:	259,587	321,385

PONDERA COUNTY
Expenditure by Activity and Object
For the Year: 2019 - 2020

2371 HEALTH INSURANCE - EMPLOYER CONTRIBUTION

Account	Previous FTE	Previous Budget	Previous Actual	Authorized FTE	(100) Personal Services	(200-800) Operating & Maintenance	(900) Capital Outlay	Final Budget
410000 General Government								
410000 General Government								
410000 General Government		399,786	396,586		475,000	200	0	475,200
Subtotal:		399,786	396,586		475,000	200	0	475,200
Group:		399,786	396,586		475,000	200	0	475,200
Fund:		399,786	396,586		475,000	200	0	475,200

50

09/03/19
10:37:55

PONDERA COUNTY
Fund Summary of Revenues by Source
For the Year: 2019 - 2020
For Funds 2000 - 2999

Page: 4 of 44
Report ID: A110

2150 PREDATORY ANIMAL

Account	Previous Year Actual	Final Budget
-----	-----	-----
360000 MISCELLANEOUS REVENUE		
363010 Maintenance Assessments	12,283	11,989
363040 Penalty & Interest Special Assessments	48	40
Group:	12,331	12,029
Fund:	12,331	12,029

PONDERA COUNTY
Expenditure by Activity and Object
For the Year: 2019 - 2020

2150 PREDATORY ANIMAL

Account	Previous FTE	Previous Budget	Previous Actual	Authorized FTE	(100) Personal Services	(200-800) Operating & Maintenance	(900) Capital Outlay	Final Budget
440000 Public Health								
440700 Insect & Pest Control								
440701 Predatory Animal Control		12,427	12,427		0	11,989	0	11,989
Subtotal:		12,427	12,427		0	11,989	0	11,989
Group:		12,427	12,427		0	11,989	0	11,989
510000 Miscellaneous								
510000 Miscellaneous								
510010 Intra Govt. Reimbursement		0	0		0	0	0	0
Subtotal:		0	0		0	0	0	0
Group:		0	0		0	0	0	0
Fund:		12,427	12,427		0	11,989	0	11,989

59

09/03/19
10:37:56

PONDERA COUNTY
Fund Summary of Revenues by Source
For the Year: 2019 - 2020
For Funds 2000 - 2999

Page: 16 of 44
Report ID: A110

2372 PERMISSIVE MEDICAL LEVY

Account	Previous Year Actual	Final Budget
-----	-----	-----
310000 TAXES		
312010 Real Prop Penalty & Interest	419	300
Group:	419	300
Fund:	419	300

PONDERA COUNTY
Expenditure by Activity and Object
For the Year: 2019 - 2020

2372 PERMISSIVE MEDICAL LEVY

Account	Previous FTE	Previous Budget	Previous Actual	Authorized FTE	(100) Personal Services	(200-800) Operating & Maintenance	(900) Capital Outlay	Final Budget
520000 Other Financing Uses								
521000 Interfund Operating Transfers Out								
521000 Interfund Operating Transfers Out		199,459	194,992		0	254,660	0	254,660
Subtotal:		199,459	194,992		0	254,660	0	254,660
Group:		199,459	194,992		0	254,660	0	254,660
Fund:		199,459	194,992		0	254,660	0	254,660

54

09/03/19
10:37:56

PONDERA COUNTY
Fund Summary of Revenues by Source
For the Year: 2019 - 2020
For Funds 2000 - 2999

Page: 17 of 44
Report ID: A110

2373 SHERIFF RETIREMENT PERMISSIVE LEVY

Account	Previous Year Actual	Final Budget
-----	-----	-----
310000 TAXES		
312000 Penalty and Interest	1	0
312010 Real Prop Penalty & Interest	31	15
Group:	32	15
Fund:	32	15

PONDERA COUNTY
Expenditure by Activity and Object
For the Year: 2019 - 2020

2373 SHERIFF RETIREMENT PERMISSIVE LEVY

Account	Previous FTE	Previous Budget	Previous Actual	Authorized FTE	(100) Personal Services	(200-800) Operating & Maintenance	(900) Capital Outlay	Final Budget
520000 Other Financing Uses								
521000 Interfund Operating Transfers Out								
521000 Interfund Operating Transfers Out		19,162	18,702		0	20,434	0	20,434
Subtotal:		19,162	18,702		0	20,434	0	20,434
Group:		19,162	18,702		0	20,434	0	20,434
Fund:		19,162	18,702		0	20,434	0	20,434

56

09/03/19
10:37:56

PONDERA COUNTY
Fund Summary of Revenues by Source
For the Year: 2019 - 2020
For Funds 2000 - 2999

Page: 20 of 44
Report ID: A110

2401 BRADY LIGHTS MAINTENANCE

Account	Previous Year Actual	Final Budget
-----	-----	-----
360000 MISCELLANEOUS REVENUE		
363010 Maintenance Assessments	3,825	4,150
363040 Penalty & Interest Special Assessments	83	50
Group:	3,908	4,200
Fund:	3,908	4,200

PONDERA COUNTY
Expenditure by Activity and Object
For the Year: 2019 - 2020

2401 BRADY LIGHTS MAINTENANCE

Account	Previous FTE	Previous Budget	Previous Actual	Authorized FTE	(100) Personal Services	(200-800) Operating & Maintenance	(900) Capital Outlay	Final Budget
490000 Debt Service								
490000 Debt Service								
490000 Debt Service		0	0		0	0	0	0
Subtotal:		0	0		0	0	0	0
490500 Other Debt Service Payments								
490500 Other Debt Service Payments		0	0		0	0	0	0
Subtotal:		0	0		0	0	0	0
Group:		0	0		0	0	0	0
510000 Miscellaneous								
510100 Special Assessments								
510101 Special Assessments		5,500	4,282		0	5,000	0	5,000
Subtotal:		5,500	4,282		0	5,000	0	5,000
Group:		5,500	4,282		0	5,000	0	5,000
Fund:		5,500	4,282		0	5,000	0	5,000

58

09/03/19
10:37:56

PONDERA COUNTY
Fund Summary of Revenues by Source
For the Year: 2019 - 2020
For Funds 2000 - 2999

Page: 21 of 44
Report ID: A110

2800 ALCOHOL REHABILITATION

Account	Previous Year Actual	Final Budget
-----	-----	-----
330000 INTERGOVERNMENTAL REVENUES		
335005 Alcohol Rehab Apportionment	12,929	13,000
Group:	12,929	13,000
Fund:	12,929	13,000

PONDERA COUNTY
Expenditure by Activity and Object
For the Year: 2019 - 2020

2800 ALCOHOL REHABILITATION

Account	Previous FTE	Previous Budget	Previous Actual	Authorized FTE	(100) Personal Services	(200-800) Operating & Maintenance	(900) Capital Outlay	Final Budget
440000 Public Health								
440500 Other Health Centers & Clinics								
440501 Alcohol Abuse		12,929	12,929		0	13,000	0	13,000
Subtotal:		12,929	12,929		0	13,000	0	13,000
Group:		12,929	12,929		0	13,000	0	13,000
Fund:		12,929	12,929		0	13,000	0	13,000

600

09/03/19
10:37:56

PONDERA COUNTY
Fund Summary of Revenues by Source
For the Year: 2019 - 2020
For Funds 2000 - 2999

Page: 22 of 44
Report ID: A110

2811 DUI PREVENTION

Account	Previous Year Actual	Final Budget
-----	-----	-----
330000 INTERGOVERNMENTAL REVENUES		
331178 DUI Task Force	1,207	800
335025 Driver License Reinstatement	700	800
Group:	1,907	1,600
Fund:	1,907	1,600

PONDERA COUNTY
Expenditure by Activity and Object
For the Year: 2019 - 2020

2811 DUI PREVENTION

Account	Previous FTE	Previous Budget	Previous Actual	Authorized FTE	(100) Personal Services	(200-800) Operating & Maintenance	(900) Capital Outlay	Final Budget
420000 Public Safety								
420100 Law Enforcement Services								
420101 Public Safety		14,014	3,329		0	12,692	0	12,692
Subtotal:		14,014	3,329		0	12,692	0	12,692
Group:		14,014	3,329		0	12,692	0	12,692
Fund:		14,014	3,329		0	12,692	0	12,692

67

09/03/19
10:37:55

PONDERA COUNTY
Fund Summary of Revenues by Source
For the Year: 2019 - 2020
For Funds 2000 - 2999

Page: 6 of 44
Report ID: A110

2170 AIRPORT

Account	Previous Year Actual	Final Budget
330000 INTERGOVERNMENTAL REVENUES		
331021 Grant Revenue	41,477	0
331130 Federal Aeronautics Administration		283,500
Group:	41,477	283,500
340000 CHARGES FOR SERVICES		
343060 Airport Revenues	17,479	17,020
Group:	17,479	17,020
360000 MISCELLANEOUS REVENUE		
362020 Intra County Reimbursement	16	50
362080 Crop Revenue - Airport lease	11,752	11,752
Group:	11,768	11,802
380000 OTHER FINANCING SOURCES		
381070 Proceeds from Notes/Loans/Intercap		27,000
383000 Interfund Operating Transfer	36,188	50,825
Group:	36,188	77,825
Fund:	106,912	390,147

PONDERA COUNTY
Expenditure by Activity and Object
For the Year: 2019 - 2020

2170 AIRPORT

Account	Previous FTE	Previous Budget	Previous Actual	Authorized FTE	(100) Personal Services	(200-800) Operating & Maintenance	(900) Capital Outlay	Final Budget
430000 Public Works								
430300 Airport								
430301 Valier Airport		3,100	1,281		0	3,300	0	3,300
430302 Conrad Airport	0.00	38,269	33,661	0.00	1,945	56,355	1,000	59,300
430303 Conrad Airport FAA Rehab Project		45,674	45,673		0	0	0	0
430304 Conrad Airport FAA Fuel System		0	0		0	0	315,000	315,000
430305 Conrad Airport Hanger & PAPI		0	0		0	0	0	0
430330 Runways		0	0		0	0	0	0
Subtotal:		87,043	80,615		1,945	59,655	316,000	377,600
Group:		87,043	80,615		1,945	59,655	316,000	377,600
490000 Debt Service								
490500 Other Debt Service Payments								
490512 Debt Srv - Airport		24,079	24,078		0	14,538	0	14,538
Subtotal:		24,079	24,078		0	14,538	0	14,538
Group:		24,079	24,078		0	14,538	0	14,538
520000 Other Financing Uses								
521000 Interfund Operating Transfers Out								
521000 Interfund Operating Transfers Out		0	0		0	0	0	0
Subtotal:		0	0		0	0	0	0
Group:		0	0		0	0	0	0
Fund:	0.00	111,122	104,693	0.00	1,945	74,193	316,000	392,138

tot

09/03/19
10:37:56

PONDERA COUNTY
Fund Summary of Revenues by Source
For the Year: 2019 - 2020
For Funds 2000 - 2999

Page: 18 of 44
Report ID: A110

2390 DRUG FORFEITURE

Account	Previous Year Actual	Final Budget
----- 350000 Fines and Forfeitures		
351010 Justice Courts	770	700
Group:	770	700
Fund:	770	700

PONDERA COUNTY
Expenditure by Activity and Object
For the Year: 2019 - 2020

2390 DRUG FORFEITURE

Account	Previous FTE	Previous Budget	Previous Actual	Authorized FTE	(100) Personal Services	(200-800) Operating & Maintenance	(900) Capital Outlay	Final Budget
410000 General Government								
410000 General Government								
410000 General Government								
Subtotal:		0	0		0	0	0	0
Group:		0	0		0	0	0	0
420000 Public Safety								
420100 Law Enforcement Services								
420144 Program Admin. (Sheriff)		14,331	4,038		0	11,363	0	11,363
Subtotal:		14,331	4,038		0	11,363	0	11,363
Group:		14,331	4,038		0	11,363	0	11,363
520000 Other Financing Uses								
521000 Interfund Operating Transfers Out								
521075 Cty Portion of Retirement		0	0		0	0	0	0
Subtotal:		0	0		0	0	0	0
Group:		0	0		0	0	0	0
Fund:		14,331	4,038		0	11,363	0	11,363

10/10

09/03/19
10:37:56

PONDERA COUNTY
Fund Summary of Revenues by Source
For the Year: 2019 - 2020
For Funds 2000 - 2999

Page: 19 of 44
Report ID: A110

2393 RECORD PRESERVATION

Account	Previous Year Actual	Final Budget
-----	-----	-----
340000 CHARGES FOR SERVICES		
341040 Clerk and Recorder Fees	4,393	4,300
Group:	4,393	4,300
Fund:	4,393	4,300

PONDERA COUNTY
Expenditure by Activity and Object
For the Year: 2019 - 2020

2393 RECORD PRESERVATION

Account	Previous FTE	Previous Budget	Previous Actual	Authorized FTE	(100) Personal Services	(200-800) Operating & Maintenance	(900) Capital Outlay	Final Budget
410000 General Government								
410900 Records Administration								
410950 Records Preservation C&R		32,399	6,456		0	30,386	0	30,386
Subtotal:		32,399	6,456		0	30,386	0	30,386
Group:		32,399	6,456		0	30,386	0	30,386
Fund:		32,399	6,456		0	30,386	0	30,386

68

09/03/19
10:37:56

PONDERA COUNTY
Fund Summary of Revenues by Source
For the Year: 2019 - 2020
For Funds 2000 - 2999

Page: 23 of 44
Report ID: A110

2820 GAS APPORTIONMENT TAX

Account	Previous Year Actual	Final Budget
-----	-----	-----
330000 INTERGOVERNMENTAL REVENUES		
331047 State/Federal Reimb	28,530	0
335040 Gasoline Tax Apportionment	69,753	69,652
Group:	98,283	69,652
Fund:	98,283	69,652

PONDERA COUNTY
Expenditure by Activity and Object
For the Year: 2019 - 2020

2820 GAS APPORTIONMENT TAX

Account	Previous FTE	Previous Budget	Previous Actual	Authorized FTE	(100) Personal Services	(200-800) Operating & Maintenance	(900) Capital Outlay	Final Budget
430000 Public Works								
430200 Road & Street Services								
430201 Road Department		155,237	36,195		0	155,000	0	155,000
Subtotal:		155,237	36,195		0	155,000	0	155,000
Group:		155,237	36,195		0	155,000	0	155,000
520000 Other Financing Uses								
521000 Interfund Operating Transfers Out								
521016 Transfer to 4013		40,000	40,000		0	40,000	22,224	62,224
Subtotal:		40,000	40,000		0	40,000	22,224	62,224
Group:		40,000	40,000		0	40,000	22,224	62,224
Fund:		195,237	76,195		0	195,000	22,224	217,224

70

09/03/19
10:37:56

PONDERA COUNTY
Fund Summary of Revenues by Source
For the Year: 2019 - 2020
For Funds 2000 - 2999

Page: 24 of 44
Report ID: A110

2821 ENHANCED GAS TAX (BaRSAR)

Account	Previous Year Actual	Final Budget

330000 INTERGOVERNMENTAL REVENUES		
335040 Gasoline Tax Apportionment	54,626	55,000
Group:	54,626	55,000
380000 OTHER FINANCING SOURCES		
383005 Transfer 2110 & 2130 to 2821	3,650	5,500
Group:	3,650	5,500
Fund:	58,276	60,500

PONDERA COUNTY
Expenditure by Activity and Object
For the Year: 2019 - 2020

2821 ENHANCED GAS TAX (BaRSAR)

Account	Previous FTE	Previous Budget	Previous Actual	Authorized FTE	(100) Personal Services	(200-800) Operating & Maintenance	(900) Capital Outlay	Final Budget
430000 Public Works								
430000 Public Works								
430013 Enhanced Gas Tax FY18		0	0		0	14,878	0	14,878
430014 Enhanced Gas Tax FY19		0	0		0	0	58,276	58,276
430015 Enhanced Gas Tax FY20		0	0		0	0	60,500	60,500
Subtotal:		0	0		0	14,878	118,776	133,654
430200 Road & Street Services								
430201 Road Department		103,864	12,336		0	0	0	0
Subtotal:		103,864	12,336		0	0	0	0
Group:		103,864	12,336		0	14,878	118,776	133,654
Fund:		103,864	12,336		0	14,878	118,776	133,654

el

09/03/19
10:37:56

PONDERA COUNTY
Fund Summary of Revenues by Source
For the Year: 2019 - 2020
For Funds 2000 - 2999

Page: 25 of 44
Report ID: A110

2830 JUNK VEHICLE

Account	Previous Year Actual	Final Budget
-----	-----	-----
330000 INTERGOVERNMENTAL REVENUES		
335070 Junk Vehicle Assessment	11,309	11,056
Group:	11,309	11,056
Fund:	11,309	11,056

PONDERA COUNTY
Expenditure by Activity and Object
For the Year: 2019 - 2020

2830 JUNK VEHICLE

Account	Previous FTE	Previous Budget	Previous Actual	Authorized FTE	(100) Personal Services	(200-800) Operating & Maintenance	(900) Capital Outlay	Final Budget
430000 Public Works								
430800 Solid Waste Services								
430801 Junk Veh Disposal Admin		6,678	898		0	6,680	0	6,680
Subtotal:		6,678	898		0	6,680	0	6,680
Group:		6,678	898		0	6,680	0	6,680
520000 Other Financing Uses								
521000 Interfund Operating Transfers Out								
521000 Interfund Operating Transfers Out		3,500	2,500		0	2,500	0	2,500
521001 Interfund Transfer 1000 to 4010		0	0		0	0	0	0
521009 Transfer 2830 to 4010		1,131	7,911		0	1,876	0	1,876
521014 Transfer to 4014		0	0		0	0	0	0
Subtotal:		4,631	10,411		0	4,376	0	4,376
Group:		4,631	10,411		0	4,376	0	4,376
Fund:		11,309	11,309		0	11,056	0	11,056

716

09/03/19
10:37:56

PONDERA COUNTY
Fund Summary of Revenues by Source
For the Year: 2019 - 2020
For Funds 2000 - 2999

Page: 26 of 44
Report ID: A110

2840 NOXIOUS WEED GRANT

Account	Previous Year Actual	Final Budget
-----	-----	-----
330000 INTERGOVERNMENTAL REVENUES		
334003 Swift Dam Contributions	500	500
334010 DOT Grant 20		1,786
334015 Spec Co Grant #20-537		7,500
334023 DOT 19	1,786	0
334024 Spec Co Grant #19-537	7,500	0
Group:	9,786	9,786
Fund:	9,786	9,786

PONDERA COUNTY
Expenditure by Activity and Object
For the Year: 2019 - 2020

2840 NOXIOUS WEED GRANT

Account	Previous FTE	Previous Budget	Previous Actual	Authorized FTE	(100) Personal Services	(200-800) Operating & Maintenance	(900) Capital Outlay	Final Budget
410000 General Government								
410000 General Government								
410000 General Government								
Subtotal:		0	0		0	0	0	0
Group:		0	0		0	0	0	0
430000 Public Works								
431000 Public Scales								
431000 Public Scales								
Subtotal:		0	0		0	0	0	0
431100 DOT 10-11								
431100 DOT 10-11		0	0		0	0	0	0
431101 Weed Control		0	0		0	0	0	0
431102 DOT Grant FY20		0	0		0	1,786	0	1,786
431103 Swift Dam Contributions		2,812	131		0	3,181	0	3,181
431104 Spec Co 11-537		4,381	0		0	4,381	0	4,381
431105 Spec Co Grant #09-537		0	0		0	0	0	0
431106 DOT 06		0	0		0	0	0	0
431107 DOT 11-12		51	51		0	0	0	0
431108 DOT 03		0	0		0	0	0	0
431109 Spec Co Grant #11-537		0	0		0	0	0	0
431110 Spec Co Grant 20-537		0	0		0	7,500	0	7,500
431111 Special Co Grant #16-537		7,500	400		0	7,100	0	7,100
431112 DOT 12-13		757	757		0	0	0	0
431113 DOT 07-08		0	0		0	0	0	0
431114 Spec Co 12-13		7,500	0		0	7,500	0	7,500
431115 FY14-15 DOT Weed Grant		1,786	1,786		0	0	0	0
431116 DOT 05		0	0		0	0	0	0
431117 Sp. County Grant 14-537		15,000	7,500		0	7,500	0	7,500
431118 Spec Co Grant #18-537		7,500	0		0	7,500	0	7,500
431119 DOT 13-14		1,786	1,786		0	0	0	0
431120 DOT Grant FY15-16		1,786	1,786		0	0	0	0
431121 Spec Co #17-537		7,500	0		0	7,500	0	7,500
431122 DOT 16-17		1,786	0		0	1,786	0	1,786
431123 DOT 17-18		1,786	0		0	1,786	0	1,786
431125 DOT 08-09		0	0		0	0	0	0
431126 DOT 09-10		500	0		0	376	0	376
431127 Special Co #10-537		0	0		0	0	0	0
431129 Spec Co 19-537		7,500	0		0	0	7,500	7,500
431130 DOT 18-19		1,786	0		0	0	1,786	1,786
Subtotal:		71,717	14,197		0	57,896	9,286	67,182
Group:		71,717	14,197		0	57,896	9,286	67,182
Fund:		71,717	14,197		0	57,896	9,286	67,182

76

09/03/19
10:37:56

PONDERA COUNTY
Fund Summary of Revenues by Source
For the Year: 2019 - 2020
For Funds 2000 - 2999

Page: 27 of 44
Report ID: A110

2841 MIDDLE PONDERA CREEK-SOLLID RD CO-OP GRANT (WEED)

Account	Previous Year Actual	Final Budget
-----	-----	-----
330000 INTERGOVERNMENTAL REVENUES		
334021 MIDDLE PONDERA WEED GRANT FY19	970	14,506
Group:	970	14,506
360000 MISCELLANEOUS REVENUE		
365030	777	13,729
Group:	777	13,729
Fund:	1,747	28,235

PONDERA COUNTY
Expenditure by Activity and Object
For the Year: 2019 - 2020

2841 MIDDLE PONDERA CREEK-SOLLID RD CO-OP GRANT (WEED)

Account	Previous FTE	Previous Budget	Previous Actual	Authorized FTE	(100) Personal Services	(200-800) Operating & Maintenance	(900) Capital Outlay	Final Budget
430000 Public Works								
430000 Public Works								
430012 MIDDLE PONDERA WEED GRANT FY19		29,132	1,747		0	27,265	0	27,265
Subtotal:		29,132	1,747		0	27,265	0	27,265
Group:		29,132	1,747		0	27,265	0	27,265
Fund:		29,132	1,747		0	27,265	0	27,265

78

09/03/19
10:37:56

PONDERA COUNTY
Fund Summary of Revenues by Source
For the Year: 2019 - 2020
For Funds 2000 - 2999

Page: 28 of 44
Report ID: A110

2850 911 EMERGENCY

Account	Previous Year Actual	Final Budget

330000 INTERGOVERNMENTAL REVENUES		
335080 911 Emergency Number	100,904	100,000
Group:	100,904	100,000
360000 MISCELLANEOUS REVENUE		
362020 Intra County Reimbursement	115	250
Group:	115	250
370000 INVESTMENT AND ROYALTY EARNINGS		
371010 Investment Earnings	4,946	3,000
Group:	4,946	3,000
Fund:	105,965	103,250

PONDERA COUNTY
Expenditure by Activity and Object
For the Year: 2019 - 2020

2850 911 EMERGENCY

Account	Previous FTE	Previous Budget	Previous Actual	Authorized FTE	(100) Personal Services	(200-800) Operating & Maintenance	(900) Capital Outlay	Final Budget
420000 Public Safety								
420100 Law Enforcement Services								
420160 Communications		3,774	4,904		5,279	0	0	5,279
420161 ADDRESSING		3,500	0		0	3,500	0	3,500
Subtotal:		7,274	4,904		5,279	3,500	0	8,779
420700 Other Emergency Services								
420750 Central Emergency Dispatch (911)		338,790	43,746		0	123,855	272,245	396,100
Subtotal:		338,790	43,746		0	123,855	272,245	396,100
Group:		346,064	48,650		5,279	127,355	272,245	404,879
490000 Debt Service								
490500 Other Debt Service Payments								
490503 Debt Service		0	0		0	0	0	0
Subtotal:		0	0		0	0	0	0
Group:		0	0		0	0	0	0
520000 Other Financing Uses								
521000 Interfund Operating Transfers Out								
521008 Loan to 2850		0	0		0	0	0	0
Subtotal:		0	0		0	0	0	0
Group:		0	0		0	0	0	0
Fund:		346,064	48,650		5,279	127,355	272,245	404,879

88

09/03/19
10:37:56

PONDERA COUNTY
Fund Summary of Revenues by Source
For the Year: 2019 - 2020
For Funds 2000 - 2999

Page: 29 of 44
Report ID: A110

2851 E-911 & GPS/GIS PROJECT GRANT

Account	Previous Year Actual	Final Budget
-----	-----	-----
330000 INTERGOVERNMENTAL REVENUES		
334031 E-911 & GPS/GIS PROJECT GRANT	18,300	4,395
334032 E-911 & GPS/GIS PROJECT GRANT ~ YEAR 2		15,242
Group:	18,300	19,637
Fund:	18,300	19,637

PONDERA COUNTY
Expenditure by Activity and Object
For the Year: 2019 - 2020

2851 E-911 & GPS/GIS PROJECT GRANT

Account	Previous FTE	Previous Budget	Previous Actual	Authorized FTE	(100) Personal Services	(200-800) Operating & Maintenance	(900) Capital Outlay	Final Budget
420000 Public Safety								
420600 Civil Defense								
420621 E-911 & GPS/GIS PROJECT GRANT		23,965	18,300		0	0	0	0
420622 E-911 & GPS/GIS PROJECT GRANT - YEAR		0	0		0	15,242	0	15,242
Subtotal:		23,965	18,300		0	15,242	0	15,242
Group:		23,965	18,300		0	15,242	0	15,242
Fund:		23,965	18,300		0	15,242	0	15,242

88

09/03/19
10:37:56

PONDERA COUNTY
Fund Summary of Revenues by Source
For the Year: 2019 - 2020
For Funds 2000 - 2999

Page: 30 of 44
Report ID: A110

2852 9-1-1 CENTRACOMM GOLD ELITE CONSOLE GRANT

Account	Previous Year Actual	Final Budget
-----	-----	-----
330000 INTERGOVERNMENTAL REVENUES		
335081 9-1-1 DISPATCH EQUIPMENT GRANT		250,000
Group:		250,000
Fund:		250,000

PONDERA COUNTY
Expenditure by Activity and Object
For the Year: 2019 - 2020

2852 9-1-1 CENTRACOMM GOLD ELITE CONSOLE GRANT

Account	Previous FTE	Previous Budget	Previous Actual	Authorized FTE	(100) Personal Services	(200-800) Operating & Maintenance	(900) Capital Outlay	Final Budget
420000 Public Safety								
420700 Other Emergency Services								
420750 Central Emergency Dispatch (911)		0	0		0	0	250,000	250,000
Subtotal:		0	0		0	0	250,000	250,000
Group:		0	0		0	0	250,000	250,000
Fund:		0	0		0	0	250,000	250,000

84

09/03/19
10:37:56

PONDERA COUNTY
Fund Summary of Revenues by Source
For the Year: 2019 - 2020
For Funds 2000 - 2999

Page: 31 of 44
Report ID: A110

2859 COUNTY LAND INFORMATION FUND

Account	Previous Year Actual	Final Budget
-----	-----	-----
340000 CHARGES FOR SERVICES		
341041 Clerk and Recorder Fees	1,098	1,500
Group:	1,098	1,500
Fund:	1,098	1,500

PONDERA COUNTY
Expenditure by Activity and Object
For the Year: 2019 - 2020

2859 COUNTY LAND INFORMATION FUND

Account	Previous FTE	Previous Budget	Previous Actual	Authorized FTE	(100) Personal Services	(200-800) Operating & Maintenance	(900) Capital Outlay	Final Budget
410000 General Government								
411000 Planning & Research Services								
411060 Geographic Information System		19,000	0		0	20,098	0	20,098
Subtotal:		19,000	0		0	20,098	0	20,098
Group:		19,000	0		0	20,098	0	20,098
Fund:		19,000	0		0	20,098	0	20,098

86

09/03/19
10:37:56

PONDERA COUNTY
Fund Summary of Revenues by Source
For the Year: 2019 - 2020
For Funds 2000 - 2999

Page: 32 of 44
Report ID: A110

2860 LAND USE PLANNING

Account	Previous Year Actual	Final Budget

330000 INTERGOVERNMENTAL REVENUES		
335230 State Entitlement Share	5,097	5,193
Group:	5,097	5,193
340000 CHARGES FOR SERVICES		
341070 Planning Fees	3,299	9,250
Group:	3,299	9,250
Fund:	8,396	14,443

PONDERA COUNTY
Expenditure by Activity and Object
For the Year: 2019 - 2020

2860 LAND USE PLANNING

Account	Previous FTE	Previous Budget	Previous Actual	Authorized FTE	(100) Personal Services	(200-800) Operating & Maintenance	(900) Capital Outlay	Final Budget
410000 General Government								
410000 General Government								
410045 Rural Planning & Research		0	0		0	0	0	0
Subtotal:		0	0		0	0	0	0
411000 Planning & Research Services								
411045 Rural Planning & Research		36,482	6,037		0	31,187	0	31,187
Subtotal:		36,482	6,037		0	31,187	0	31,187
Group:		36,482	6,037		0	31,187	0	31,187
440000 Public Health								
440100 Public Health Services								
440160 Environmental Health Services		0	0		0	0	0	0
Subtotal:		0	0		0	0	0	0
Group:		0	0		0	0	0	0
520000 Other Financing Uses								
521000 Interfund Operating Transfers Out								
521023 Co Match - MLIA Electronic Plat Book		236	236		0	0	0	0
Subtotal:		236	236		0	0	0	0
Group:		236	236		0	0	0	0
Fund:		36,718	6,273		0	31,187	0	31,187



PONDERA COUNTY
Fund Summary of Revenues by Source
For the Year: 2019 - 2020
For Funds 2000 - 2999

2866 NORTHERN TRANSIT INTERLOCAL

Account	Previous Year Actual	Final Budget
-----	-----	-----
360000 MISCELLANEOUS REVENUE		
362020 Intra County Reimbursement	12,107	18,904
Group:	12,107	18,904
380000 OTHER FINANCING SOURCES		
383016 Transfer from PILT Payment	22,000	21,000
Group:	22,000	21,000
Fund:	34,107	39,904

PONDERA COUNTY
Expenditure by Activity and Object
For the Year: 2019 - 2020

2866 NORTHERN TRANSIT INTERLOCAL

Account	Previous FTE	Previous Budget	Previous Actual	Authorized FTE	(100) Personal Services	(200-800) Operating & Maintenance	(900) Capital Outlay	Final Budget
430000 Public Works								
430400 Transit Systems								
430430 Operating	<u>0.23</u>	36,209	32,084	<u>0.26</u>	10,318	28,408	0	38,726
Subtotal:		36,209	32,084		10,318	28,408	0	38,726
Group:		36,209	32,084		10,318	28,408	0	38,726
510000 Miscellaneous								
510300 Other Unallocated Costs								
510330 Comprehensive Liability Insurance		700	596		0	630	0	630
Subtotal:		700	596		0	630	0	630
Group:		700	596		0	630	0	630
520000 Other Financing Uses								
521000 Interfund Operating Transfers Out								
521020 Transfer 2866 to 4012		1,000	1,000		0	0	0	0
Subtotal:		1,000	1,000		0	0	0	0
Group:		1,000	1,000		0	0	0	0
Fund:	<u>0.23</u>	37,909	33,680	<u>0.26</u>	10,318	29,038	0	39,356

dp

09/03/19
10:37:56

PONDERA COUNTY
Fund Summary of Revenues by Source
For the Year: 2019 - 2020
For Funds 2000 - 2999

Page: 35 of 44
Report ID: A110

2894 STATE ALLOCATED FEDERAL MINERAL ROYALTIES

Account	Previous Year Actual	Final Budget
-----	-----	-----
330000 INTERGOVERNMENTAL REVENUES		
335032 State Allocated Federal Mineral Royalties	1,486	1,000
Group:	1,486	1,000
Fund:	1,486	1,000

PONDERA COUNTY
Expenditure by Activity and Object
For the Year: 2019 - 2020

2894 STATE ALLOCATED FEDERAL MINERAL ROYALTIES

Account	Previous FTE	Previous Budget	Previous Actual	Authorized FTE	(100) Personal Services	(200-800) Operating & Maintenance	(900) Capital Outlay	Final Budget
410000 General Government								
410000 General Government								
410003 County Management			0	0		0	0	0
Subtotal:			0	0		0	0	0
410100 Legislative Services								
410103 County Management		8,332	125		0	10,693	0	10,693
Subtotal:		8,332	125		0	10,693	0	10,693
Group:		8,332	125		0	10,693	0	10,693
520000 Other Financing Uses								
521000 Interfund Operating Transfers Out								
521000 Interfund Operating Transfers Out			0	0	0	0	0	0
Subtotal:			0	0	0	0	0	0
Group:			0	0	0	0	0	0
Fund:		8,332	125		0	10,693	0	10,693

eb

09/03/19
10:37:56

PONDERA COUNTY
Fund Summary of Revenues by Source
For the Year: 2019 - 2020
For Funds 2000 - 2999

Page: 36 of 44
Report ID: A110

2900 PILT

Account	Previous Year Actual	Final Budget
-----	-----	-----
330000 INTERGOVERNMENTAL REVENUES		
333040 Payments in Lieu of Taxes	237,420	238,000
Group:	237,420	238,000
Fund:	237,420	238,000

PONDERA COUNTY
Expenditure by Activity and Object
For the Year: 2019 - 2020

2900 PILT

Account	Previous FTE	Previous Budget	Previous Actual	Authorized FTE	(100) Personal Services	(200-800) Operating & Maintenance	(900) Capital Outlay	Final Budget
440000 Public Health								
440300 Nursing Home								
440390 Other			0	0		0	0	0
Subtotal:		0	0			0	0	0
Group:		0	0			0	0	0
520000 Other Financing Uses								
521000 Interfund Operating Transfers Out								
521000 Interfund Operating Transfers Out		637,054	130,000		0	708,649	0	708,649
521005 Transfer to 2170		23,225	23,225		0	23,825	0	23,825
521017 General Fund for Economic		0	0		0	0	0	0
Subtotal:		660,279	153,225		0	732,474	0	732,474
Group:		660,279	153,225		0	732,474	0	732,474
Fund:		660,279	153,225		0	732,474	0	732,474

hb

09/03/19
10:37:56

PONDERA COUNTY
Fund Summary of Revenues by Source
For the Year: 2019 - 2020
For Funds 2000 - 2999

Page: 37 of 44
Report ID: A110

2917 VICTIM & WITNESS ADVOCATE PROGRAM

Account	Previous Year Actual	Final Budget
-----	-----	-----
350000 Fines and Forfeitures		
351010 Justice Courts	1,449	1,200
Group:	1,449	1,200
Fund:	1,449	1,200

PONDERA COUNTY
Expenditure by Activity and Object
For the Year: 2019 - 2020

2917 VICTIM & WITNESS ADVOCATE PROGRAM

Account	Previous FTE	Previous Budget	Previous Actual	Authorized FTE	(100) Personal Services	(200-800) Operating & Maintenance	(900) Capital Outlay	Final Budget
410000 General Government								
410300 Judicial Services								
410370 Crime Victim Assistance		2,071	1,261		0	1,609	0	1,609
Subtotal:		2,071	1,261		0	1,609	0	1,609
Group:		2,071	1,261		0	1,609	0	1,609
Fund:		2,071	1,261		0	1,609	0	1,609

nb

09/03/19
10:37:56

PONDERA COUNTY
Fund Summary of Revenues by Source
For the Year: 2019 - 2020
For Funds 2000 - 2999

Page: 39 of 44
Report ID: A110

2958 EP (DES) GRANTS

Account	Previous Year Actual	Final Budget
-----	-----	-----
330000 INTERGOVERNMENTAL REVENUES		
331107 BioT Grant DPHHS	30,376	38,745
Group:	30,376	38,745
Fund:	30,376	38,745

PONDERA COUNTY
Expenditure by Activity and Object
For the Year: 2019 - 2020

2958 EP (DES) GRANTS

Account	Previous FTE	Previous Budget	Previous Actual	Authorized FTE	(100) Personal Services	(200-800) Operating & Maintenance	(900) Capital Outlay	Final Budget
420000 Public Safety								
420600 Civil Defense								
420602 HMEP Grant		0	0		0	0	0	0
420603 Mitigation Grant		0	0		0	0	0	0
420605 WMD Grant - 2002		0	0		0	0	0	0
420606 BioT - Public Health Grant		0	0		0	0	0	0
420607 VISTA/CERT Grant		0	0		0	0	0	0
420608 Citizen Corps Grant		0	0		0	0	0	0
420609 5 County Grant		0	0		0	0	0	0
420610 WAR Supplemental/ODP Grant 2003 (24		0	0		0	0	0	0
420611 WMD Grant - 2003		0	0		0	0	0	0
420612 BioT - DPHHS 2004		0	0		0	0	0	0
420613 WMD - 2004		0	0		0	0	0	0
420614 Emergency Preparedness Grant - DPHHS	0.5	83,498	42,532	0.5	31,500	52,367	0	83,867
Subtotal:		83,498	42,532		31,500	52,367	0	83,867
420700 Other Emergency Services								
420750 Central Emergency Dispatch (911)		0	0		0	0	0	0
Subtotal:		0	0		0	0	0	0
Group:		83,498	42,532		31,500	52,367	0	83,867
440000 Public Health								
440100 Public Health Services								
440151 H1N1		0	0		0	0	0	0
Subtotal:		0	0		0	0	0	0
Group:		0	0		0	0	0	0
Fund:	0.5	83,498	42,532	0.5	31,500	52,367	0	83,867

OB

PONDERA COUNTY
Expenditure by Activity and Object
For the Year: 2019 - 2020

2961 PERFORMANCE MANAGEMENT GRANT

Account	Previous FTE	Previous Budget	Previous Actual	Authorized FTE	(100) Personal Services	(200-800) Operating & Maintenance	(900) Capital Outlay	Final Budget
440000 Public Health								
440100 Public Health Services								
440196 PUBLIC HEALTH PERFORMANCE MANAGEMENT		7,834	1,250		0	6,584	0	6,584
Subtotal:		7,834	1,250		0	6,584	0	6,584
Group:		7,834	1,250		0	6,584	0	6,584
Fund:		7,834	1,250		0	6,584	0	6,584

NO REVENUES

bb

09/03/19
10:37:56

PONDERA COUNTY
Fund Summary of Revenues by Source
For the Year: 2019 - 2020
For Funds 2000 - 2999

Page: 40 of 44
Report ID: A110

2963 ORAL HEALTH SERVICES GRANT

Account	Previous Year Actual	Final Budget
-----	-----	-----
330000 INTERGOVERNMENTAL REVENUES		
331142 Oral Health Services	32,328	35,000
Group:	32,328	35,000
340000 CHARGES FOR SERVICES		
344090 County Nurse	548	500
Group:	548	500
Fund:	32,876	35,500

100

PONDERA COUNTY
Expenditure by Activity and Object
For the Year: 2019 - 2020

2963 ORAL HEALTH SERVICES GRANT

Account	Previous FTE	Previous Budget	Previous Actual	Authorized FTE	(100) Personal Services	(200-800) Operating & Maintenance	(900) Capital Outlay	Final Budget
440000 Public Health								
440100 Public Health Services								
440172 Oral Health Services								
Subtotal:	<u>0.35</u>	45,652	26,030	<u>0.5</u>	34,014	12,985	0	46,999
Group:		45,652	26,030		34,014	12,985	0	46,999
Fund:	<u>0.35</u>	45,652	26,030	<u>0.5</u>	34,014	12,985	0	46,999

101

09/03/19
10:37:56

PONDERA COUNTY
Fund Summary of Revenues by Source
For the Year: 2019 - 2020
For Funds 2000 - 2999

Page: 41 of 44
Report ID: A110

2971 WIC GRANT

Account	Previous Year Actual	Final Budget
-----	-----	-----
330000 INTERGOVERNMENTAL REVENUES		
331141 WIC	38,445	56,673
Group:	38,445	56,673
Fund:	38,445	56,673

PONDERA COUNTY
Expenditure by Activity and Object
For the Year: 2019 - 2020

2971 WIC GRANT

Account	Previous FTE	Previous Budget	Previous Actual	Authorized FTE	(100) Personal Services	(200-800) Operating & Maintenance	(900) Capital Outlay	Final Budget
440000 Public Health								
440100 Public Health Services								
440170 WIC July to Sept		16,379	14,804		5,761	8,937	0	14,698
440171 WIC Oct to June		36,719	22,541		20,024	14,017	0	34,041
Subtotal:		53,098	37,345		25,785	22,954	0	48,739
Group:	0.3	53,098	37,345	0.3	25,785	22,954	0	48,739
510000 Miscellaneous								
510000 Miscellaneous								
510010 Intra Govt. Reimbursement		0	0		0	0	0	0
Subtotal:		0	0		0	0	0	0
Group:		0	0		0	0	0	0
520000 Other Financing Uses								
521000 Interfund Operating Transfers Out								
521000 Interfund Operating Transfers Out		0	0		0	0	0	0
Subtotal:		0	0		0	0	0	0
Group:		0	0		0	0	0	0
Fund:	0.3	53,098	37,345	0.3	25,785	22,954	0	48,739

108

09/03/19
10:37:56

PONDERA COUNTY
Fund Summary of Revenues by Source
For the Year: 2019 - 2020
For Funds 2000 - 2999

Page: 42 of 44
Report ID: A110

2973 MATERNAL CHILD HEALTH

Account	Previous Year Actual	Final Budget
-----	-----	-----
330000 INTERGOVERNMENTAL REVENUES		
331143 MCH Grant	8,860	6,883
Group:	8,860	6,883
Fund:	8,860	6,883

PONDERA COUNTY
Expenditure by Activity and Object
For the Year: 2019 - 2020

2973 MATERNAL CHILD HEALTH

Account	Previous FTE	Previous Budget	Previous Actual	Authorized FTE	(100) Personal Services	(200-800) Operating & Maintenance	(900) Capital Outlay	Final Budget
440000 Public Health								
440100 Public Health Services								
440110 Administration		0	0		0	0	0	0
440175 Home Visits		0	0		0	0	0	0
440176 Home Visit Unrestricted		0	0		0	0	0	0
440190 Public Health Services		0	0		0	0	0	0
440191 Maternal/Child Health	<u>0.1</u>	11,835	6,638	<u>0.1</u>	4,947	5,678	0	10,625
Subtotal:		11,835	6,638		4,947	5,678	0	10,625
Group:		11,835	6,638		4,947	5,678	0	10,625
Fund:	<u>0.1</u>	11,835	6,638	<u>0.1</u>	4,947	5,678	0	10,625

18

09/03/19
10:37:56

PONDERA COUNTY
Fund Summary of Revenues by Source
For the Year: 2019 - 2020
For Funds 2000 - 2999

Page: 43 of 44
Report ID: A110

2976 IMMUNIZATION ACTION GRANT

Account	Previous Year Actual	Final Budget
-----	-----	-----
330000 INTERGOVERNMENTAL REVENUES		
331146 Immunization	5,262	5,161
Group:	5,262	5,161
Fund:	5,262	5,161

PONDERA COUNTY
Expenditure by Activity and Object
For the Year: 2019 - 2020

2976 IMMUNIZATION ACTION GRANT

Account	Previous FTE	Previous Budget	Previous Actual	Authorized FTE	(100) Personal Services	(200-800) Operating & Maintenance	(900) Capital Outlay	Final Budget
440000 Public Health								
440100 Public Health Services								
440190 Public Health Services		0	0		0	0	0	0
440192 IAP - Jan to June		827	827		0	0	0	0
440193 IAP - July to December		4,435	4,435		1,127	3,934	0	5,061
440196 PUBLIC HEALTH PERFORMANCE MANAGEMENT		0	0		0	0	0	0
Subtotal:		5,262	5,262		1,127	3,934	0	5,061
Group:		5,262	5,262		1,127	3,934	0	5,061
Fund:		5,262	5,262		1,127	3,934	0	5,061

107

09/03/19
10:37:56

PONDERA COUNTY
Fund Summary of Revenues by Source
For the Year: 2019 - 2020
For Funds 2000 - 2999

Page: 44 of 44
Report ID: A110

2978 CHRONIC DISEASE (FKA TOBACCO USE PREV)

Account	Previous Year Actual	Final Budget
-----	-----	-----
330000 INTERGOVERNMENTAL REVENUES		
331140 Health Related - Grants	31,721	37,150
Group:	31,721	37,150
Fund:	31,721	37,150
Grand Total:	2,474,476	2,979,983

PONDERA COUNTY
Expenditure by Activity and Object
For the Year: 2019 - 2020

2978 CHRONIC DISEASE (FKA TOBACCO USE PREV)

Account	Previous FTE	Previous Budget	Previous Actual	Authorized FTE	(100) Personal Services	(200-800) Operating & Maintenance	(900) Capital Outlay	Final Budget
430000 Public Works								
430200 Road & Street Services								
430201 Road Department			0	0		0	0	0
Subtotal:			0	0		0	0	0
Group:		0	0		0	0	0	0
440000 Public Health								
440100 Public Health Services								
440102 Prior Grant FY expense		0	0		0	0	0	0
440190 Public Health Services		0	0		0	0	0	0
440191 Maternal/Child Health	0.35	34,333	31,721	0.35	31,250	3,646	0	34,896
440193 IAP - July to December		0	0		0	0	0	0
Subtotal:		34,333	31,721		31,250	3,646	0	34,896
Group:		34,333	31,721		31,250	3,646	0	34,896
510000 Miscellaneous								
510000 Miscellaneous			0	0	0	0	0	0
510000 Miscellaneous		0	0		0	0	0	0
Subtotal:		0	0		0	0	0	0
Group:		0	0		0	0	0	0
Fund:	0.35	34,333	31,721	0.35	31,250	3,646	0	34,896

109

PONDERA COUNTY
Expenditure by Activity and Object
For the Year: 2019 - 2020

2980 HEALTH CARE FOUNDATION GRANT

Account	Previous FTE	Previous Budget	Previous Actual	Authorized FTE	(100) Personal Services	(200-800) Operating & Maintenance	(900) Capital Outlay	Final Budget
440000 Public Health								
440100 Public Health Services								
440103 HEALTH CARE FOUNDATION GRANT		3,743	1,216		0	2,527	0	2,527
Subtotal:		3,743	1,216		0	2,527	0	2,527
Group:		3,743	1,216		0	2,527	0	2,527
Fund:		3,743	1,216		0	2,527	0	2,527

NO REVENUES

110

**SPECIAL REVENUE FUNDS
DEBT OBLIGATIONS SUPPLEMENT SCHEDULE
LOANS, CONTRACTS, NOTES, LEASE PURCHASE, ETC.
Fiscal Year 2019-2020**

Fund Name: ROAD

Fund No. 2110

PURPOSE	(610) PRINCIPAL	(620) INTEREST	(630) SERVICE CHARGE	TOTAL REQUIRED
Road Graders/Walk 'n Rolls	75055	49012		124067
				0
				0
				0
				0
				0
				0
				0
				0
				0
				0
				0
TOTAL	49012	0	124067	124067

Fund Name: AIRPORT

Fund No. 2170

PURPOSE	(610) PRINCIPAL	(620) INTEREST	(630) SERVICE CHARGE	TOTAL REQUIRED
Airport Hangar	7701	2985		10686
				0
				0
				0
				0
				0
				0
				0
				0
				0
				0
TOTAL	7701	2985	0	10686

C. Debt Service Funds

3000

None

D. Capital Projects Funds

4000

09/03/19
12:46:50

PONDERA COUNTY
Fund Summary of Revenues by Source
For the Year: 2019 - 2020
For Funds 4000 - 4999

Page: 1 of 7
Report ID: A110

4009 PUBLIC SAFETY CAPITAL IMP

Account	Previous Year Actual	Final Budget

360000 MISCELLANEOUS REVENUE		
362000 Other Miscellaneous Revenue	6,370	0
Group:	6,370	0
370000 INVESTMENT AND ROYALTY EARNINGS		
371010 Investment Earnings	5,337	3,000
Group:	5,337	3,000
380000 OTHER FINANCING SOURCES		
383010 Transfer from 2300	97,500	72,500
Group:	97,500	72,500
Fund:	109,207	75,500

PONDERA COUNTY
Expenditure by Activity and Object
For the Year: 2019 - 2020

4009 PUBLIC SAFETY CAPITAL IMP

Account	Previous FTE	Previous Budget	Previous Actual	Authorized FTE	(100) Personal Services	(200-800) Operating & Maintenance	(900) Capital Outlay	Final Budget
420000 Public Safety								
420100 Law Enforcement Services								
420101 Public Safety		288,495	14,315		0	159,888	200,000	359,888
Subtotal:		288,495	14,315		0	159,888	200,000	359,888
420200 Detention and Correction Services								
420230 Care or Custody of Prisoners		60,000	0		0	60,000	0	60,000
Subtotal:		60,000	0		0	60,000	0	60,000
Group:		348,495	14,315		0	219,888	200,000	419,888
520000 Other Financing Uses								
521000 Interfund Operating Transfers Out								
521000 Interfund Operating Transfers Out		0	0		0	0	0	0
Subtotal:		0	0		0	0	0	0
Group:		0	0		0	0	0	0
Fund:		348,495	14,315		0	219,888	200,000	419,888

15

09/03/19
12:46:50

PONDERA COUNTY
Fund Summary of Revenues by Source
For the Year: 2019 - 2020
For Funds 4000 - 4999

Page: 2 of 7
Report ID: A110

4010 JUNK VEHICLE CAPITAL IMPV

Account	Previous Year Actual	Final Budget

370000 INVESTMENT AND ROYALTY EARNINGS		
371010 Investment Earnings	137	50
Group:	137	50
380000 OTHER FINANCING SOURCES		
383003 Transfer from 2830	7,911	1,876
Group:	7,911	1,876
Fund:	8,048	1,926

PONDERA COUNTY
Expenditure by Activity and Object
For the Year: 2019 - 2020

4010 JUNK VEHICLE CAPITAL IMPV

Account	Previous FTE	Previous Budget	Previous Actual	Authorized FTE	(100) Personal Services	(200-800) Operating & Maintenance	(900) Capital Outlay	Final Budget
430000 Public Works								
430800 Solid Waste Services								
430801 Junk Veh Disposal Admin		8,406	0		0	0	17,199	17,199
Subtotal:		8,406	0		0	0	17,199	17,199
Group:		8,406	0		0	0	17,199	17,199
Fund:		8,406	0		0	0	17,199	17,199

117

09/03/19
12:46:50

PONDERA COUNTY
Fund Summary of Revenues by Source
For the Year: 2019 - 2020
For Funds 4000 - 4999

Page: 3 of 7
Report ID: A110

4011 AMBULANCE CAP. IMP.

Account	Previous Year Actual	Final Budget

370000 INVESTMENT AND ROYALTY EARNINGS		
371010 Investment Earnings	1,226	900
Group:	1,226	900
380000 OTHER FINANCING SOURCES		
383004 Trnsfr 2230 TO 4011		10,000
Group:		10,000
Fund:	1,226	10,900

PONDERA COUNTY
Expenditure by Activity and Object
For the Year: 2019 - 2020

4011 AMBULANCE CAP. IMP.

Account	Previous FTE	Previous Budget	Previous Actual	Authorized FTE	(100) Personal Services	(200-800) Operating & Maintenance	(900) Capital Outlay	Final Budget
420000 Public Safety								
420700 Other Emergency Services								
420730 Emergency Medical Services		71,119	8,727		0	0	73,967	73,967
Subtotal:		71,119	8,727		0	0	73,967	73,967
Group:		71,119	8,727		0	0	73,967	73,967
Fund:		71,119	8,727		0	0	73,967	73,967

611

09/03/19
12:46:50

PONDERA COUNTY
Fund Summary of Revenues by Source
For the Year: 2019 - 2020
For Funds 4000 - 4999

Page: 4 of 7
Report ID: A110

4012 GEN. FUND CAP. IMPROVE.

Account	Previous Year Actual	Final Budget

360000 MISCELLANEOUS REVENUE		
362000 Other Miscellaneous Revenue		24,337
Group:		24,337
370000 INVESTMENT AND ROYALTY EARNINGS		
371010 Investment Earnings	6,993	4,000
Group:	6,993	4,000
380000 OTHER FINANCING SOURCES		
383000 Interfund Operating Transfer	10,001	0
383001 Transfer from 1000	28,250	54,250
383018 TRANSFER FROM 2290 TO 4012	6,000	3,000
Group:	44,251	57,250
Fund:	51,244	85,587

PONDERA COUNTY
Expenditure by Activity and Object
For the Year: 2019 - 2020

4012 GEN. FUND CAP. IMPROVE.

Account	Previous FTE	Previous Budget	Previous Actual	Authorized FTE	(100) Personal Services	(200-800) Operating & Maintenance	(900) Capital Outlay	Final Budget
410000 General Government								
410000 General Government								
410003 County Management		0	0		0	0	0	0
Subtotal:		0	0		0	0	0	0
410100 Legislative Services								
410103 County Management		368,933	24,825		0	9,855	385,816	395,671
410180 Computer Maint/Services		0	0		0	0	0	0
Subtotal:		368,933	24,825		0	9,855	385,816	395,671
410500 Financial Services								
410501 Financial Services		0	0		0	16,000	0	16,000
Subtotal:		0	0		0	16,000	0	16,000
410600 Elections								
410601 Elections		12,000	0		0	0	20,355	20,355
Subtotal:		12,000	0		0	0	20,355	20,355
411200 Facilities Administration								
411240 Community Center Impr		30,000	6,325		0	4,000	10,000	14,000
411241 Brady Fire Hall		0	0		0	0	24,337	24,337
Subtotal:		30,000	6,325		0	4,000	34,337	38,337
411300 Central Communications								
411301 Upgraded Phone System		0	0		0	0	0	0
Subtotal:		0	0		0	0	0	0
Group:		410,933	31,150		0	29,855	440,508	470,363
420000 Public Safety								
420700 Other Emergency Services								
420730 Emergency Medical Services		0	0		0	0	0	0
Subtotal:		0	0		0	0	0	0
Group:		0	0		0	0	0	0
460000 Culture and Recreation								
460400 Park and Recreation Services								
460430 County Park Administration		0	0		0	0	0	0
Subtotal:		0	0		0	0	0	0
Group:		0	0		0	0	0	0
Fund:		410,933	31,150		0	29,855	440,508	470,363

121

09/03/19
12:46:50

PONDERA COUNTY
Fund Summary of Revenues by Source
For the Year: 2019 - 2020
For Funds 4000 - 4999

Page: 5 of 7
Report ID: A110

4013 ROAD/BRIDGE EQUIP PURCHASE

Account	Previous Year Actual	Final Budget
-----	-----	-----
360000 MISCELLANEOUS REVENUE		
362000 Other Miscellaneous Revenue		109,970
Group:		109,970
370000 INVESTMENT AND ROYALTY EARNINGS		
371010 Investment Earnings	14,340	9,000
Group:	14,340	9,000
380000 OTHER FINANCING SOURCES		
383013 R&B Capital Funds Transfer	149,000	218,000
Group:	149,000	218,000
Fund:	163,340	336,970

PONDERA COUNTY
Expenditure by Activity and Object
For the Year: 2019 - 2020

4013 ROAD/BRIDGE EQUIP PURCHASE

Account	Previous FTE	Previous Budget	Previous Actual	Authorized FTE	(100) Personal Services	(200-800) Operating & Maintenance	(900) Capital Outlay	Final Budget
430000 Public Works								
430200 Road & Street Services								
430201 Road Department		0	0		0	0	0	0
430210 Administration		315,000	89,256		0	0	567,000	567,000
430230 Road and Street Construction		0	0		0	0	0	0
430233 Roadway		146,049	0		0	151,970	0	151,970
430242 Patching		0	0		0	0	0	0
430243 Bridges		469,254	0		0	0	471,387	471,387
Subtotal:		930,303	89,256		0	151,970	1,038,387	1,190,357
Group:		930,303	89,256		0	151,970	1,038,387	1,190,357
Fund:		930,303	89,256		0	151,970	1,038,387	1,190,357

123

09/03/19
12:46:50

PONDERA COUNTY
Fund Summary of Revenues by Source
For the Year: 2019 - 2020
For Funds 4000 - 4999

Page: 6 of 7
Report ID: A110

4014 WEED DISTRICT CAPITAL IMPR

Account	Previous Year Actual	Final Budget

370000 INVESTMENT AND ROYALTY EARNINGS		
371010 Investment Earnings	929	700
Group:	929	700
380000 OTHER FINANCING SOURCES		
383012 Transfer from 2140 to 4014	7,000	7,000
Group:	7,000	7,000
Fund:	7,929	7,700

PONDERA COUNTY
Expenditure by Activity and Object
For the Year: 2019 - 2020

4014 WEED DISTRICT CAPITAL IMPR

Account	Previous FTE	Previous Budget	Previous Actual	Authorized FTE	(100) Personal Services	(200-800) Operating & Maintenance	(900) Capital Outlay	Final Budget
430000 Public Works								
431100 DOT 10-11								
431101 Weed Control		61,071	23,687		0	0	45,614	45,614
Subtotal:		61,071	23,687		0	0	45,614	45,614
Group:		61,071	23,687		0	0	45,614	45,614
Fund:		61,071	23,687		0	0	45,614	45,614

125

09/03/19
12:46:50

PONDERA COUNTY
Fund Summary of Revenues by Source
For the Year: 2019 - 2020
For Funds 4000 - 4999

Page: 7 of 7
Report ID: A110

4016 HOSPITAL CAP-IMP

Account	Previous Year Actual	Final Budget
-----	-----	-----
310000 TAXES		
312000 Penalty and Interest	26	0
312010 Real Prop Penalty & Interest	399	300
Group:	425	300
370000 INVESTMENT AND ROYALTY EARNINGS		
371010 Investment Earnings	11,645	7,000
Group:	11,645	7,000
Fund:	12,070	7,300
Grand Total:	353,064	525,883

PONDERA COUNTY
Expenditure by Activity and Object
For the Year: 2019 - 2020

4016 HOSPITAL CAP-IMP

Account	Previous FTE	Previous Budget	Previous Actual	Authorized FTE	(100) Personal Services	(200-800) Operating & Maintenance	(900) Capital Outlay	Final Budget
470000 Economic Development								
470000 Economic Development								
470011 PMC Capital Improvement		733,386		0	0	943,938	0	943,938
Subtotal:		733,386		0	0	943,938	0	943,938
Group:		733,386		0	0	943,938	0	943,938
Fund:		733,386		0	0	943,938	0	943,938
Grand Total:		2,563,713	167,135		0	1,345,651	1,815,675	3,161,326

127

E. Enterprise Funds

5000

None

F. Internal Service Funds

6000

None

G. Private Purpose Trust Funds

7000

PONDERA COUNTY
Fund Summary of Revenues by Source
For the Year: 2019 - 2020
For Funds: 7000 - 7999

7200 RURAL FIRE DISTRICT

Account	Previous Year Actual	Final Budget

310000 TAXES		
312010 Real Prop Penalty & Interest	227	200
Group:	227	200
330000 INTERGOVERNMENTAL REVENUES		
331021 Grant Revenue		8,000
335230 State Entitlement Share	11,366	11,580
Group:	11,366	19,580
360000 MISCELLANEOUS REVENUE		
365000 Contributions, Donations, Other	9,000	2,000
Group:	9,000	2,000
370000 INVESTMENT AND ROYALTY EARNINGS		
371010 Investment Earnings	2,999	1,000
Group:	2,999	1,000
Fund:	23,592	22,780

PONDERA COUNTY
Expenditure by Activity and Object
For the Year: 2019 - 2020

7200 RURAL FIRE DISTRICT

Account	Previous FTE	Previous Budget	Previous Actual	Authorized FTE	(100) Personal Services	(200-800) Operating & Maintenance	(900) Capital Outlay	Final Budget
420000 Public Safety								
420400 Fire Protection & Control								
420404 County Fire District		189,806	-53,369		7,500	95,800	125,319	228,619
420405 Fire District Grants		0	0		0	0	0	0
Subtotal:		189,806	-53,369		7,500	95,800	125,319	228,619
Group:		189,806	-53,369		7,500	95,800	125,319	228,619
490000 Debt Service								
490500 Other Debt Service Payments								
490507 Debt Srv-vehicles		0	0		0	0	0	0
Subtotal:		0	0		0	0	0	0
Group:		0	0		0	0	0	0
520000 Other Financing Uses								
521000 Interfund Operating Transfers Out								
521000 Interfund Operating Transfers Out		20,894	20,894		0	20,894	0	20,894
521006 Transfer 2501 to 4015		0	0		0	0	0	0
Subtotal:		20,894	20,894		0	20,894	0	20,894
Group:		20,894	20,894		0	20,894	0	20,894
Fund:		210,700	-32,475		7,500	116,694	125,319	249,513

130

09/03/19
14:07:18

FONDERA COUNTY
Fund Summary of Revenues by Source
For the Year: 2019 - 2020
For Funds 7000 - 7999

Page: 2 of 23
Report ID: A110

7201 FONDERA CO CEMETERY DIST #2

Account	Previous Year Actual	Final Budget
-----	-----	-----
330000 INTERGOVERNMENTAL REVENUES		
335230 State Entitlement Share	5,258	5,357
Group:	5,258	5,357
370000 INVESTMENT AND ROYALTY EARNINGS		
371010 Investment Earnings	2,304	1,000
Group:	2,304	1,000
380000 OTHER FINANCING SOURCES		
383000 Interfund Operating Transfer		3,980
Group:		3,980
Fund:	7,562	10,337

PONDERA COUNTY
Expenditure by Activity and Object
For the Year: 2019 - 2020

7201 PONDERA CO CEMETERY DIST #2

Account	Previous FTE	Previous Budget	Previous Actual	Authorized FTE	(100) Personal Services	(200-800) Operating & Maintenance	(900) Capital Outlay	Final Budget
430000 Public Works								
430900 Cemetery Services								
430900 Cemetery Services		161,468	0		82,000	63,248	29,680	174,928
Subtotal:		161,468	0		82,000	63,248	29,680	174,928
Group:		161,468	0		82,000	63,248	29,680	174,928
490000 Debt Service								
490500 Other Debt Service Payments								
490500 Other Debt Service Payments		0	0		0	0	0	0
Subtotal:		0	0		0	0	0	0
Group:		0	0		0	0	0	0
Fund:		161,468	0		82,000	63,248	29,680	174,928

121

09/03/19
14:07:18

PONDERA COUNTY
Fund Summary of Revenues by Source
For the Year: 2019 - 2020
For Funds 7000 - 7999

Page: 4 of 23
Report ID: A110

7203 PONDERA CO CEMETERY DIST #1

Account	Previous Year Actual	Final Budget

330000 INTERGOVERNMENTAL REVENUES		
335230 State Entitlement Share	983	1,001
Group:	983	1,001
370000 INVESTMENT AND ROYALTY EARNINGS		
371010 Investment Earnings	661	250
Group:	661	250
Fund:	1,644	1,251

PONDERA COUNTY
Expenditure by Activity and Object
For the Year: 2019 - 2020

7203 PONDERA CO CEMETERY DIST #1

Account	Previous FTE	Previous Budget	Previous Actual	Authorized FTE	(100) Personal Services	(200-800) Operating & Maintenance	(900) Capital Outlay	Final Budget
430000 Public Works								
430900 Cemetery Services								
430900 Cemetery Services		50,700		0	24,000	6,200	36,650	66,850
Subtotal:		50,700		0	24,000	6,200	36,650	66,850
Group:		50,700		0	24,000	6,200	36,650	66,850
Fund:		50,700		0	24,000	6,200	36,650	66,850

136

09/03/19
14:07:18

PONDERA COUNTY
Fund Summary of Revenues by Source
For the Year: 2019 - 2020
For Funds 7000 - 7999

Page: 6 of 23
Report ID: A110

7208 RURAL FIRE DIST CAPITAL IMPROVEMENT

Account	Previous Year Actual	Final Budget
-----	-----	-----
360000 MISCELLANEOUS REVENUE		
362020 Intra County Reimbursement	-53,369	0
Group:	-53,369	0
370000 INVESTMENT AND ROYALTY EARNINGS		
371010 Investment Earnings	1,252	800
Group:	1,252	800
380000 OTHER FINANCING SOURCES		
383017 Transfer from 7200	20,894	20,894
Group:	20,894	20,894
Fund:	-31,223	21,694

PONDERA COUNTY
Expenditure by Activity and Object
For the Year: 2019 - 2020

7208 RURAL FIRE DIST CAPITAL IMPROVEMENT

Account	Previous FTE	Previous Budget	Previous Actual	Authorized FTE	(100) Personal Services	(200-800) Operating & Maintenance	(900) Capital Outlay	Final Budget
420000 Public Safety								
420400 Fire Protection & Control								
420404 County Fire District		96,308		0	0	0	65,210	65,210
Subtotal:		96,308		0	0	0	65,210	65,210
Group:		96,308		0	0	0	65,210	65,210
Fund:		96,308		0	0	0	65,210	65,210
Grand Total:		519,176	-32,475		113,500	186,142	256,859	556,501

138

09/03/19
14:07:18

PONDERA COUNTY
Fund Summary of Revenues by Source
For the Year: 2019 - 2020
For Funds 7000 - 7999

Page: 9 of 23
Report ID: A110

7380 PORT AUTHORITY

Account	Previous Year Actual	Final Budget
-----	-----	-----
310000 TAXES		
312010 Real Prop Penalty & Interest	157	0
Group:	157	0
330000 INTERGOVERNMENTAL REVENUES		
335065 MT Oil & Gas Production Tax	358	0
Group:	358	0
380000 OTHER FINANCING SOURCES		
383001 Transfer from 1000	12,964	12,963
Group:	12,964	12,963
Fund:	13,479	12,963

COUNTY OF PONDERA
TAX LEVY REQUIREMENTS SCHEDULE
NON-VOTED LEVIES

9/4/2019

Assessed Valuation:	808,285,526
Tax Valuation:	17,481,779
1 Mill Yields: (10)	17,481.779

Fiscal Year: 2019-20
Page No. 1 - 1

COUNTY WIDE LEVIES

M/D

FUND NO.	FUND NAME	(1)	(2)	(3)=(1)+(2)	(4)	(5)	(6)=(4)+(5)	(7)=(3)-(6)	(8)=(6)+(7)	(9)=(7)/(10)	% RSRV	FTE*
		APPROPRIATION	CASH RESERVES	TOTAL REQUIREMENTS	CASH AVAILABLE (Less current liabilities)	NON-TAX REVENUES	TOTAL NON-TAX RESOURCES	PROPERTY TAX REVENUES	TOTAL RESOURCES	MILL LEVY		
1000	GENERAL	1,992,796	650,305	2,643,101	988,019	641,139	1,629,158	1,013,943	2,643,101	58.00	32.6%	21.26
2130	BRIDGE	538,924	179,171	718,095	324,924	40,738	365,662	352,433	718,095	20.16	33.2%	3.50
2140	WEED	135,887	43,925	179,812	76,085	22,437	98,522	81,290	179,812	4.65	32.3%	2.36
2160	COUNTY FAIR	4,225	1,371	5,596	502	1,598	2,100	3,496	5,596	0.20	32.4%	
2190	COMP INSURANCE	246,718	81,450	328,168	152,848	24,977	177,825	150,343	328,168	8.60	33.0%	
2230	AMBULANCE	34,239	11,288	45,527	5,504	5,059	10,563	34,964	45,527	2.00	33.0%	
2235	COUNTY HOSPITAL	370,500	122,116	492,616	197,109	260,543	457,652	34,964	492,616	2.00	33.0%	
2280	SENIOR CITIZENS	30,000	249	30,249	84	3,942	4,026	26,223	30,249	1.50	0.8%	
2290	EXTENSION	124,503	41,001	165,504	59,300	13,725	73,025	92,479	165,504	5.29	32.9%	0.85
2300	PUBLIC SAFETY	1,156,399	381,085	1,537,484	441,702	466,438	908,140	629,344	1,537,484	36.00	33.0%	15.76
2370	RETIREMENT	253,809	77,959	331,768	148,129	43,785	191,914	139,854	331,768	8.00	30.7%	
2371	GROUP HEALTH	475,200	141,674	616,874	129,237	321,385	450,622	166,252	616,874	9.51	29.8%	
		5,363,200		7,094,794	2,523,443			2,725,584	7,094,794	155.91		

Assessed Valuation:	605,168,330
Tax Valuation:	14,006,720
1 Mill Yields: (10)	14,006.720

ROAD FUND (RURAL) LEVIES

2110	ROAD	1,222,938	317,819	1,540,757	686,899	320,202	1,007,101	533,656	1,540,757	38.100	26.0%	7.50
		1,222,938		1,540,757					1,540,757	38.100		51.23

*FTE includes elected officials; does not include seasonal workers

COUNTY OF PONDERA
TAX LEVY REQUIREMENTS SCHEDULE
NON-VOTED LEVIES

Assessed Valuation:	605,168,330
Tax Valuation:	14,006,720
1 Mill Yields: (10)	14,006.720

Fiscal Year: 2019-20
Page No. 1 - 1

DISTRICT LEVIES

FUND NO.	FUND NAME	(1)	(2)	(3)=(1)+(2)	(4)	(5)	(6)=(4)+(5)	(7)=(3)-(6)	(8)=(6)+(7)	(9)=(7)/(10)	%
		APPROPRIATION	CASH RESERVES	TOTAL REQUIREMENTS	CASH AVAILABLE (Less current liabilities)	NON-TAX REVENUES	TOTAL NON-TAX RESOURCES	PROPERTY TAX REVENUES	TOTAL RESOURCES	MILL LEVY	
PONDERA COUNTY RURAL FIRE DISTRICT (Operating)											
7200		249,513	82,984	332,497	193,716	43,675	237,391	95,106	332,497	6.790	33.26%

PONDERA COUNTY CEMETERY DISTRICT #2

Assessed Value:	547,945,370
Tax Valuation:	12,132,253
1 Mill Yields: (10)	12,132.253

7201	CEMETERY DIST #2	174,928	58,268	233,196	131,138	10,338	141,476	91,720	233,196	7.560	33.31%
------	------------------	---------	--------	---------	---------	--------	---------	--------	---------	-------	--------

PONDERA COUNTY CEMETERY DISTRICT #1

Assessed Value:	260,340,156
Tax Valuation:	5,349,526
1 Mill Yields: (10)	5,349.526

7203	CEMETERY DIST #1	174,928	58,226	233,154	50,331	162,120	212,451	20,703	233,154	3.87	33.29%
------	------------------	---------	--------	---------	--------	---------	---------	--------	---------	------	--------

PONDERA COUNTY CONSERVATION DISTRICT

Assessed Value:	
Tax Valuation:	8,887,580
1 Mill Yields: (10)	8,887.580

7206	SOIL CONSERVATION	107,150	35,681	142,831	114,582	2,930	117,512	25,319	142,831	2.849	33.30%
------	-------------------	---------	--------	---------	---------	-------	---------	--------	---------	-------	--------

706,519

941,678

941,678

114

COUNTY OF PONDERA
TAX LEVY REQUIREMENTS SCHEDULE
VOTED/PERMISSIVE LEVIES

9/4/2019

Assessed Valuation:	808,285,526
Tax Valuation:	17,481,779
1 Mill Yields: (10)	17,481.779

Fiscal Year: 2019-20

Page No. 1 - 2

COUNTY WIDE LEVIES

FUND NO.	FUND NAME	(1)	(2)	(3)=(1)+(2)	(4)	(5)	(6)=(4)+(5)	(7)=(3)-(6)	(8)=(6)+(7)	(9)=(7) (10)	% RESERVE
		APPROPRIATION	CASH RESERVES	TOTAL REQUIREMENTS	CASH AVAILABLE (Less current liabilities)	NON-TAX REVENUES	TOTAL NON-TAX RESOURCES	PROPERTY TAX REVENUES	TOTAL RESOURCES	MILL LEVY	
2220	CO LIBRARIES	297,015	1,566	298,581	966	600	1,566	297,015	298,581	16.990	0.53%
7380	PORT AUTHORITY	84,994	0	84,994	2,104	12,963	15,067	69,927	84,994	4.000	0.00%
2372	PERMISSIVE MEDICAL	254,660	0	254,660	0	300	300	254,360	254,660	14.550	0.0%
2373	SHERIFF RET. PERMISSIVE	20,434		20,434	0	15	15	20,419	20,434	1.168	0.0%
4016	HOSPITAL CAPITAL IMPROV.	943,938	0	943,938	737,695	7,300	744,995	198,943	943,938	11.380	0.0%
		1,601,041		1,602,607					1,602,607		

Assessed Valuation:	605,168,330
Tax Valuation:	14,006,720
1 Mill Yields: (10)	14,006.720

RURAL LEVIES
VOTED/PERMISSIVE LEVIES

FUND NO.	FUND NAME	(1)	(2)	(3)=(1)+(2)	(4)	(5)	(6)=(4)+(5)	(7)=(3)-(6)	(8)=(6)+(7)	(9)=(7) (10)	% RESERVE
		APPROPRIATION	CASH RESERVES	TOTAL REQUIREMENTS	CASH AVAILABLE (Less current liabilities)	NON-TAX REVENUES	TOTAL NON-TAX RESOURCES	PROPERTY TAX REVENUES	TOTAL RESOURCES	MILL LEVY	
7200	RURAL FIRE DIST	20,894	0	20,894	0	0	0	20,894	20,894	1.492	0.00%
	This voted levy is to raise \$20,894 each year for 10 years.										
		1,621,935		1,623,501					1,623,501		

Assessed Valuation:	260,340,156
Tax Valuation:	5,349,526
1 Mill Yields: (10)	5,349.526

RURAL LEVIES
VOTED/PERMISSIVE LEVIES

FUND NO.	FUND NAME	(1)	(2)	(3)=(1)+(2)	(4)	(5)	(6)=(4)+(5)	(7)=(3)-(6)	(8)=(6)+(7)	(9)=(7) (10)	% RESERVE
		APPROPRIATION	CASH RESERVES	TOTAL REQUIREMENTS	CASH AVAILABLE (Less current liabilities)	NON-TAX REVENUES	TOTAL NON-TAX RESOURCES	PROPERTY TAX REVENUES	TOTAL RESOURCES	MILL LEVY	
7203	PONDERA CO CEM DIST #1	16,798	0	16,798	0	0	0	16,798	16,798	3.140	0.00%
	This voted levy is to raise \$15,000 plus inflation each year for 10 years.										
		1,638,733		1,640,299					1,640,299		

eh

Assessed Valuation:
 Tax Valuation: 114,101
 1 Mill Yields: (10) 114.110

RURAL LEVIES
 VOTED/PERMISSIVE LEVIES

Fiscal Year: 2019-20
 Page No. 2 - 2

FUND NO.	FUND NAME	(1)	(2)	(3)=(1)+(2)	(4)	(5)	(6)=(4)+(5)	(7)=(3)-(6)	(8)=(6)+(7)	(9)=(7)/(10)	% RESERVE
		APPROPRIATION	CASH RESERVES	TOTAL REOUIREMENTS	CASH AVAILABLE (Less current liabilities)	NON-TAX REVENUES	TOTAL NON-TAX RESOURCES	PROPERTY TAX REVENUES	TOTAL RESOURCES	MILL LEVY	
7361	BRADY WATER GOB	15,444	0	15,444	0	0	0	15,444	15,444	135.350	0.00%
	This voted levy is to raise \$15,444 each year										
		1,654,177		1,655,743					1,655,743		

143

COUNTY OF PONDERA
NON-LEVIED FUNDS - SUMMARY SCHEDULE

Fiscal Year: 2019-20
Page No. 1 - 2

FUND NO.	FUND NAME	(1)	(2)	(3)=(1)+(2)	(4)	(5)	(6)=(4)+(5)	%	FTEs
		APPROPRIATION	CASH RESERVES	TOTAL REQUIREMENTS	CASH AVAILABLE (Less current liabilities)	TOTAL NON-TAX REVENUES	TOTAL RESOURCES		
2150	PREDATORY ANIMAL	11,989	92	12,081	52	12,029	12,081	0.8%	
2170	COUNTY AIRPORTS	392,138	487	392,625	2,500	390,125	392,625	0.1%	0.04
2260	EMERGENCY DISASTER	5,116	0	5,116	5,116	0	5,116	0.0%	
2390	DRUG FORFEITURE	11,363	0	11,363	10,663	700	11,363	0.0%	
2393	RECORDS PRESERVATION	30,386	0	30,386	26,086	4,300	30,386	0.0%	
2401	BRADY LIGHTS	5,000	1,650	6,650	2,450	4,200	6,650	33.0%	
2800	ALCOHOL REHAB	13,000	0	13,000	0	13,000	13,000	0.0%	
2811	DUI PREVENTION	12,692	0	12,692	11,092	1,600	12,692	0.0%	
2820	GAS APPORTIONMENT TAX	217,224	0	217,224	147,572	69,652	217,224	0.0%	
2821	ENHANCED GAS TAX (BaRSAR)	133,654	0	133,654	73,154	60,500	133,654	0.0%	
2830	JUNK VEHICLE	11,056	0	11,056	0	11,056	11,056	0.0%	
2840	NOXIOUS WEED GRANTS	67,182	0	67,182	57,395	9,787	67,182	0.0%	
2841	MIDDLE PONDERA CREEK GRANT	27,265	0	27,265	-970	28,235	27,265	0.0%	
2850	911 EMERGENCY	404,879	0	404,879	301,629	103,250	404,879	0.0%	0.09
2851	E-911 MLIA GRANT	15,242	4,395	19,637	-4,395	24,032	19,637	28.8%	
2852	9-1-1 CENTRACOMM CONSOLE GRANT	250,000	0	250,000	0	250,000	250,000	0.0%	
2859	COUNTY LAND INFORMATION	20,098	0	20,098	18,598	1,500	20,098	0.0%	
2860	LAND USE PLANNING	31,187	0	31,187	16,744	14,443	31,187	0.0%	
2866	NORTHERN TRANSIT INTERLOCAL	39,356	0	39,356	-548	39,904	39,356	0.0%	0.26
2894	STATE ALLOCATED FED ROYALTY	10,693	0	10,693	9,693	1,000	10,693	0.0%	
2900	PILT	732,474	0	732,474	494,474	238,000	732,474	0.0%	
2902	FOREST RESERVE, TITLE III	44,042	0	44,042	44,042	0	44,042	0.0%	
2917	VICTIM & WITNESS ADV	1,609	0	1,609	409	1,200	1,609	0.0%	
2929	FEMA PRE-DISASTER MIT. PLAN	1,938	0	1,938	1,938	0	1,938	0.0%	

174

COUNTY OF PONDERA

NON-LEVIED FUNDS - SUMMARY SCHEDULE

Fiscal Year: 2019-20
Page No. 2 - 2

FUND NO.	FUND NAME	(1)	(2)	(3)=(1)+(2)	(4)	(5)	(6)=(4)+(5)	% RESERVE	FTEs
		APPROPRIATION	CASH RESERVES	TOTAL REQUIREMENTS	CASH AVAILABLE (Less current liabilities)	TOTAL NON-TAX REVENUES	TOTAL RESOURCES		
2958	DES EP GRANT	83,867	0	83,867	45,122	38,745	83,867	0.0%	0.50
2961	PERFORMANCE GRANT	6,584	0	6,584	6,584	0	6,584	0.0%	
2963	ORAL HEALTH GRANT	46,999	0	46,999	11,499	35,500	46,999	0.0%	0.50
2971	WOMEN/INFANTS/CHILD	48,739	0	48,739	-7,934	56,673	48,739	0.0%	0.30
2973	MATERNAL/CHILD HEALTH	10,625	0	10,625	3,742	6,883	10,625	0.0%	0.10
2976	IMMUNIZATION ACTION	5,061	0	5,061	-100	5,161	5,061	0.0%	
2978	CHRONIC DISEASE PREV GRANT	34,896	0	34,896	-2,254	37,150	34,896	0.0%	0.35
2980	HEALTHCARE FOUNDATION GRANT	2,527	0	2,527	2,527	0	2,527	0.0%	
4009	PUBLIC SAFETY CAP IMP	419,888	0	419,888	344,388	75,500	419,888	0.0%	
4010	JUNK VEHICLE CAP IMP	17,199	0	17,199	15,273	1,926	17,199	0.0%	
4011	AMBULANCE CAP IMP	73,967	0	73,967	63,067	10,900	73,967	0.0%	
4012	GEN FUND CAP IMP	470,363	0	470,363	384,776	85,587	470,363	0.0%	
4013	ROAD/BRIDGE CAP IMP	1,190,357	0	1,190,357	853,387	336,970	1,190,357	0.0%	
4014	WEED DISTRICT CAP IMP	45,614	0	45,614	37,914	7,700	45,614	0.0%	
7208	FIRE DISTRICT CAP IMP	65,210	0	65,210	43,516	21,694	65,210	0.0%	
8010	CEMETERY PERPETUAL CARE	3,986	0	3,986	3,986	0	3,986	0.0%	
		5,015,465	6,624	5,022,089			5,022,089		2.14

145

